



The Lahore Lyceum

Canalside Campus

SUMMER VACATION HOMEWORK PACK

(APRIL 2020 – MAY 2020)

CLASS – PLAYGROUP

Student Name: _____

GENERAL INSTRUCTIONS FOR PARENTS

Please follow these instructions while getting this vacation work done by your kids;

- 1-** This pack shall cover the syllabus for the months of April and May with daily/weekly breakdown.
- 2-** Daily diary for this breakdown will be uploaded on EDN Parent App for your support.
- 3-** Students will have to complete Homework task on given dates as per daily diary.
- 4-** Daily completion of Homework shall enable student to follow the routine.
- 5-** You are requested to only guide the children to complete the task.
- 6-** The work contains worksheets based on educational videos. Please ensure availability of digital devices and internet connection for your children.
- 7-** Please ensure the Homework is neat and tidy. Use Rough notebooks for practice work.
- 8-** Final date for the submission of work is subjected to the Re-open of Schools as per government directives.
- 9-** Total (10) marks have been allocated for completion of Homework from Grade 1 to 9, as per followings:
 - a. Neatness: (02) Marks
 - b. Completion and accuracy: (06) Marks
 - c. Handwriting: (02) Marks

Stay Safe!

**Best Regards,
Principal**

لاہور لائسنس اسکول

چھٹیوں کا کام

والدین کیلئے ضروری ہدایات

محترم والدین!

بچوں سے کام کرواتے ہوئے مندرجہ ذیل باتوں کو مد نظر رکھیں:

- ۱۔ آپ کو مطلع کیا جاتا ہے کہ یہ پیک اپریل اور مئی کے سلیبس کی روزانہ / ہفتہ وار تقسیم کار پر مشتمل ہے۔
- ۲۔ اس پلاننگ پر مشتمل ہوم ورک ڈائری روزانہ کی بنیاد پر EDN PARENT APP پر اپلوڈ کی جائیگی۔ جس کے مطابق کام کرنا ہرنچے کے لیے نہایت ضروری ہے۔
- ۳۔ یاد رہے کہ روزانہ کی بنیاد پر ہوم ورک کی تکمیل سے ہی بچے سلیبس مکمل کر پائیں گے۔
- ۴۔ آپ سے گزارش ہے کہ کام کی تکمیل میں بچوں کی صرف رہنمائی کریں اور انھیں کام خود کرنے دیں۔ اسکول کھلنے پر کام میں ضروری اصلاح اساتذہ خود کروائیں گے۔
- ۵۔ کوشش کریں کہ بچوں کا کام صاف اور خوشخط ہو۔ لکھائی کے لئے نوٹ بک یارف رجسٹر استعمال کریں۔
- ۶۔ اس پیک میں تعلیمی رہنمائی کے لئے ورک شیٹس اور ویڈیوز شامل کی گئی ہیں۔ لہذا بچوں کے لئے اسمارٹ فون / کمپیوٹر اور انٹرنیٹ کی فراہمی یقینی بنائیں۔
- ۷۔ کام مکمل کرنے کے بعد اسکول میں جمع کروانے کی تاریخ کا اعلان حکومت کے احکامات کے مطابق کیا جائیگا۔
- ۸۔ چھٹیوں کا کام مکمل کرنے پر بچوں کو اعزازی نمبروں سے نوازا جائیگا جنہیں پہلی سہ ماہی کے امتحانات میں شامل کیا جائیگا۔ نمبروں کی تقسیم صفحہ نمبر 1 پر دی گئی ہے۔

احتیاط کریں اور محفوظ رہیں!

اسکول پرنسپل

Some Every Day Tasks

- Keep your belongings in their places.
- Arrange your shoes in the shoe rack.
- Help your mother to maintain your wardrobe.
- Arrange the table for the dinner with your mother.
- Go out in the evening with your Dad, walk, Jog or does some exercise to keep yourself fit.

Helping Hands

- Make a gift pack containing coloring book and color pencils and give to a needy child.
- Take a picture and paste it in your album.

Be Creative

- Make an Eid Card For your Mom and Dad
- Make three faces with paper plates.(happy, sad, cross/angry)

Activities for Holiday

- Make a mango shake and write the ingredients.
- Visit the zoo/park and collect different things and paste on a chart paper.



SNAPSHOTS OF SUMMER

Where I Went

What I Saw


What I Felt

This is Me!

What I Did

What I Tasted

What I Heard



Color the picture



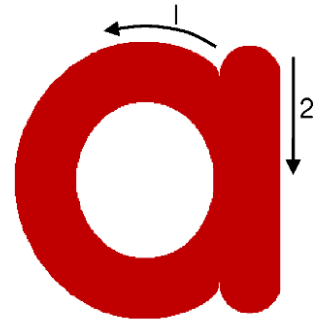
ant












apple



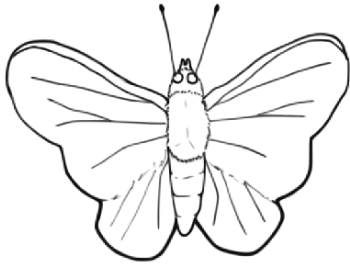
alligator



Trace the letter

Color the picture



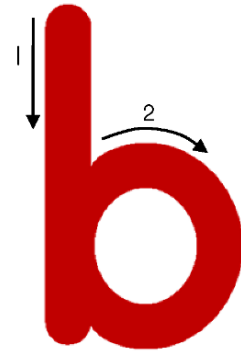
butterfly









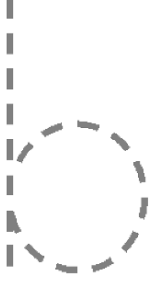


ball



banana



Trace the letter

Color the picture



caterpillar











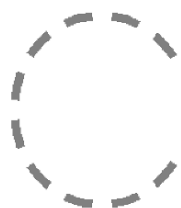
car




cow



Trace the letter

Color the picture



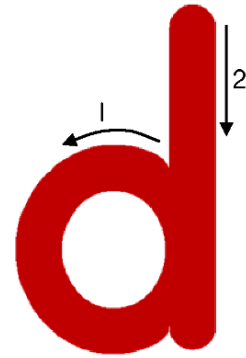
dinosaur



dog




dolphins




Trace the letter

Color the picture



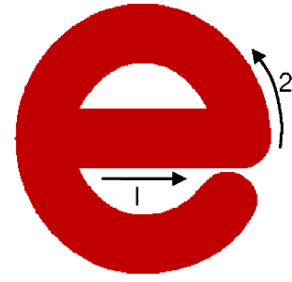
egg



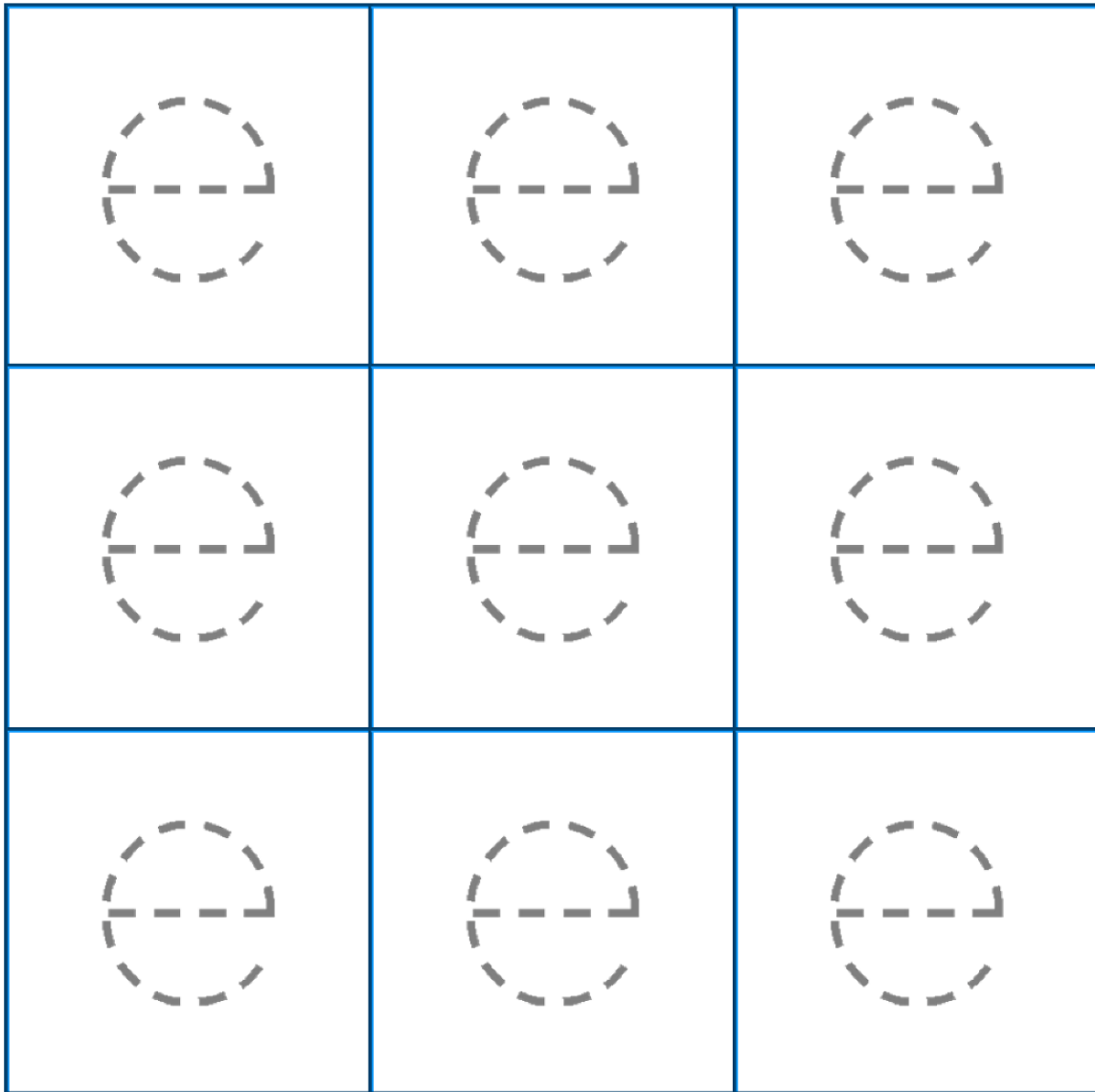
elephant




envelope



Trace the letter



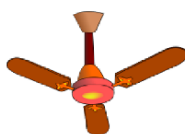
Color the picture



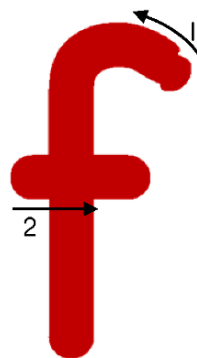
frog



fish



fan



Trace the letter

Aa



Bb



Cc



Dd



Ee



Ff



Color the picture




guitar





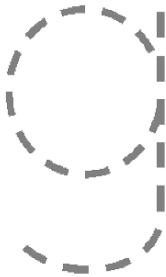
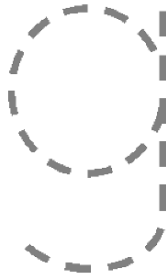
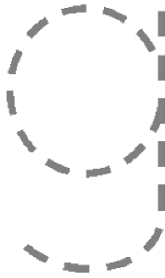
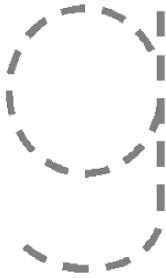



goat



grapes



Trace the letter

Color the picture



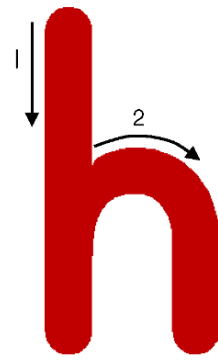
hen



hat



helicopter



Trace the letter

Color the picture



insect



igloo




ink



Trace the letter

Match the Alphabets with the object
with the same starting Alphabet

g



f



j



h



i



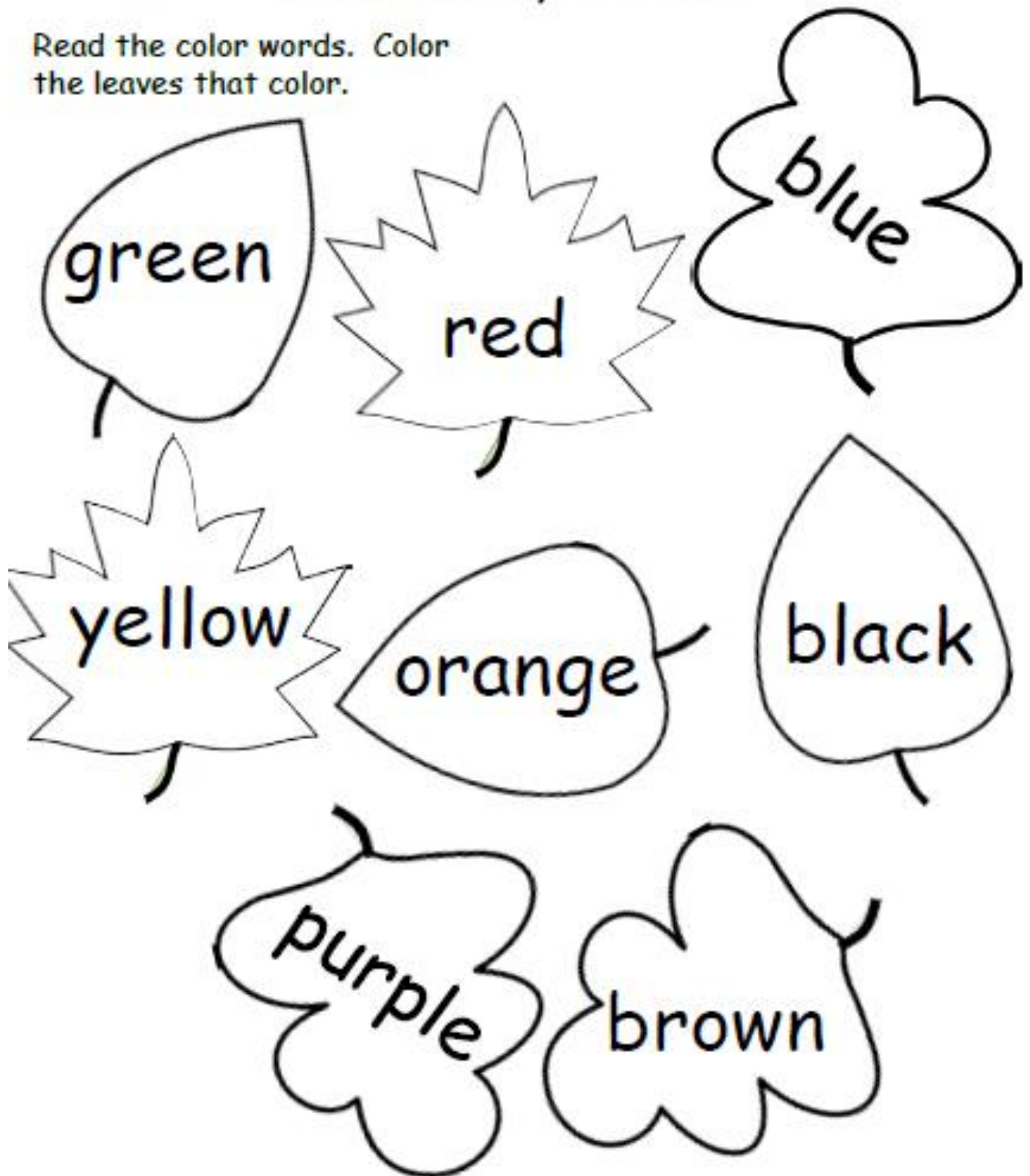
Trace alphabets, a-j

a	a	a	a	a	a	a	a	a
b	b	b	b	b	b	b	b	b
c	c	c	c	c	c	c	c	c
d	d	d	d	d	d	d	d	d
e	e	e	e	e	e	e	e	e
f	f	f	f	f	f	f	f	f
g	g	g	g	g	g	g	g	g
h	h	h	h	h	h	h	h	h
i	i	i	i	i	i	i	i	i
j	j	j	j	j	j	j	j	j

Fall colors


I Know My Colors

Read the color words. Color the leaves that color.



1


One



1	1	1	1	1	1
1	1	1	1	1	1
1	1	1	1	1	1
1	1	1	1	1	1
1	1	1	1	1	1


2

Two



2	2	2	2	2	2
2	2	2	2	2	2
2	2	2	2	2	2
2	2	2	2	2	2
2	2	2	2	2	2

3




Three

3	3	3	3	3	3
3	3	3	3	3	3
3	3	3	3	3	3
3	3	3	3	3	3
3	3	3	3	3	3

4


Four



4	4	4	4	4	4
4	4	4	4	4	4
4	4	4	4	4	4
4	4	4	4	4	4
4	4	4	4	4	4


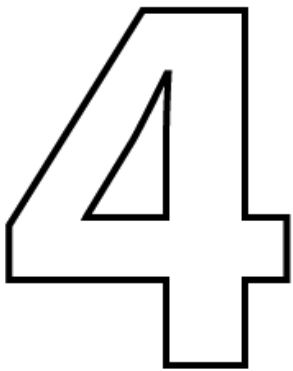
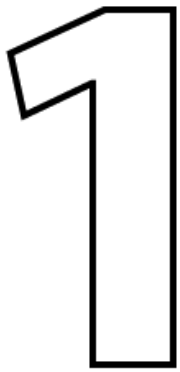
5

Five



5	5	5	5	5	5
5	5	5	5	5	5
5	5	5	5	5	5
5	5	5	5	5	5
5	5	5	5	5	5

Count the numbers.



Traceable Numbers Worksheet







Name _____

1	1	1	1	
2	2	2	2	
3	3	3	3	
4	4	4	4	
5	5	5	5	

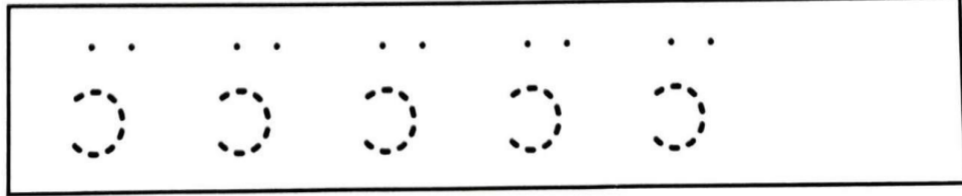
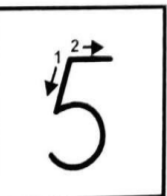
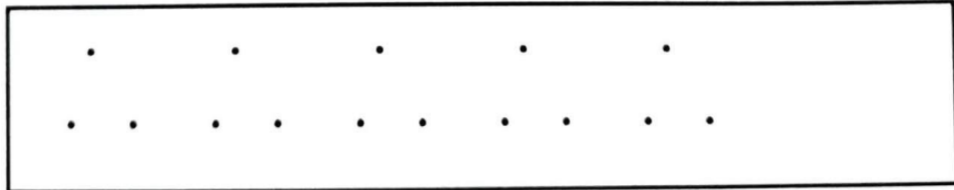
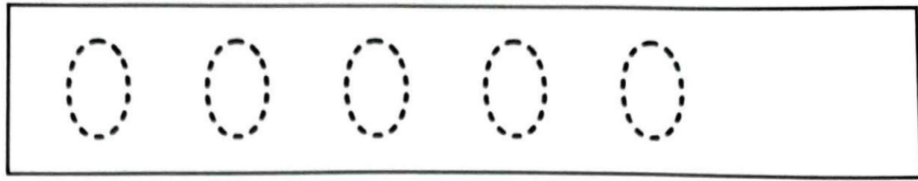
MATCH IT UP SHEET 1



Draw lines to connect the numbers and pictures that go together.

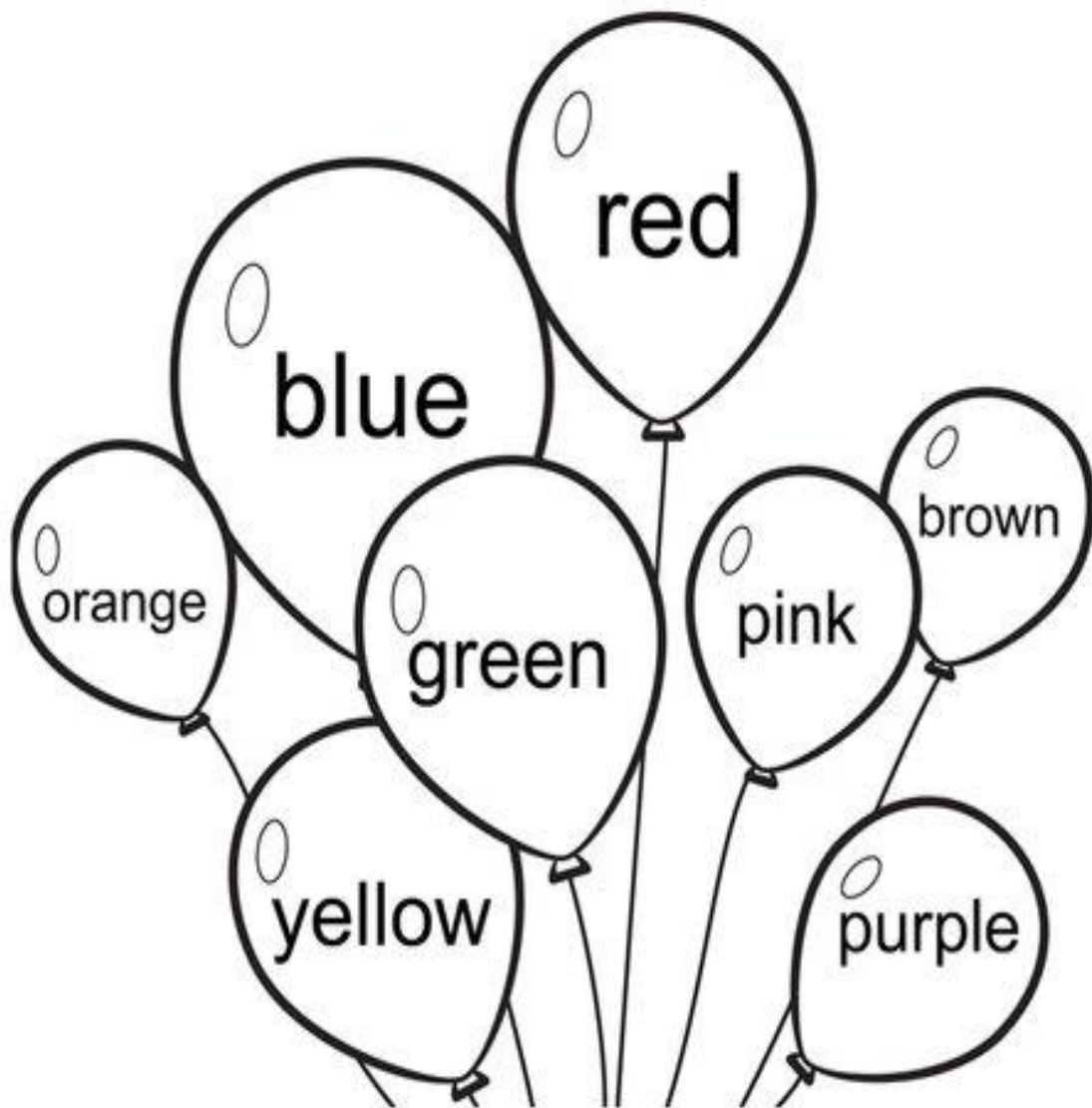
1	
2	
3	
4	
5	
6	


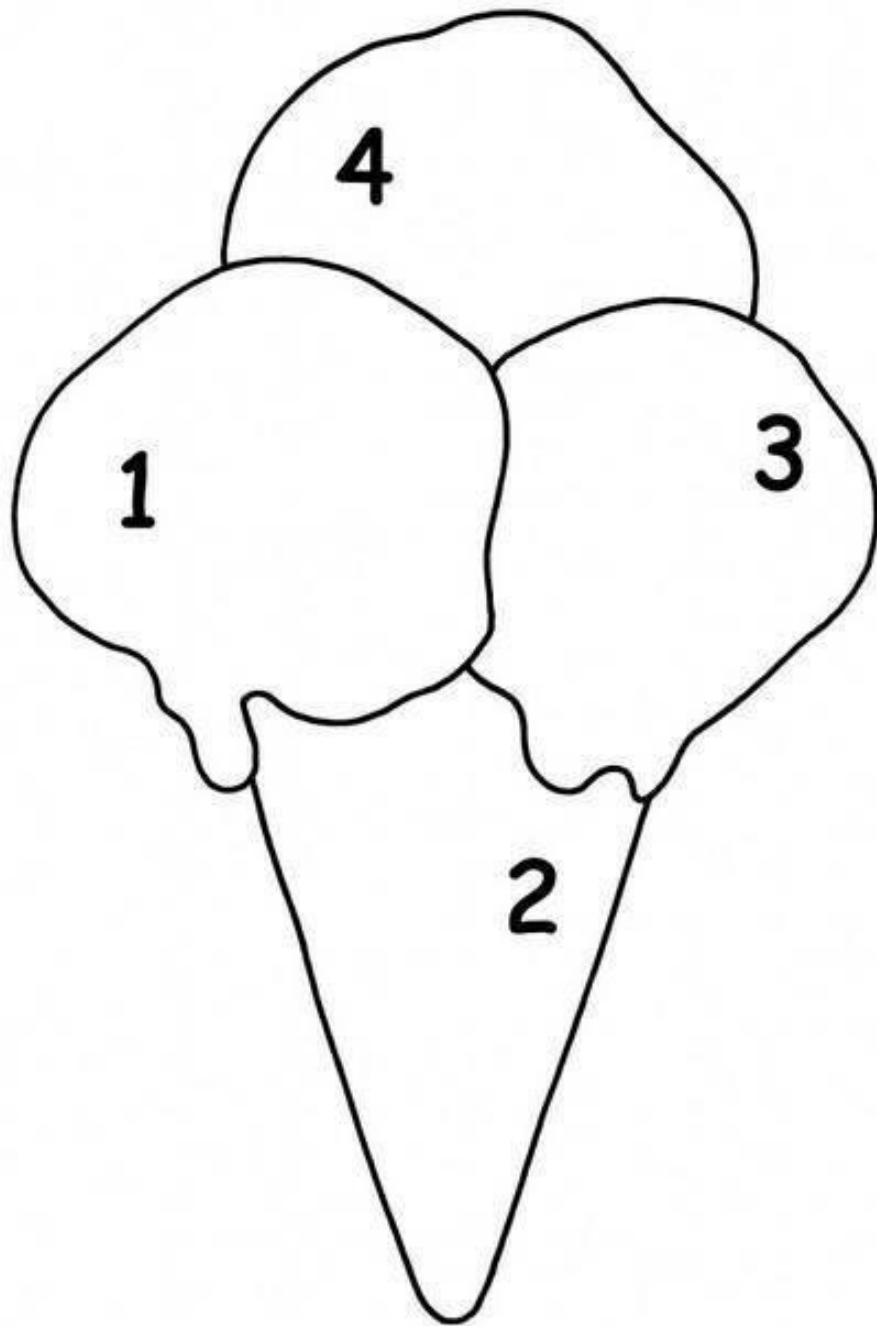
Trace the dots to form the numbers.



- Color it.

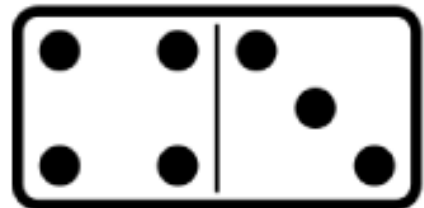
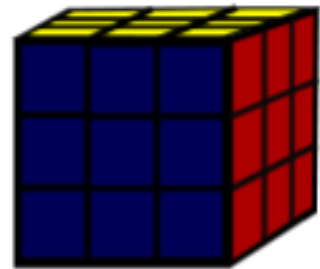
Color the Balloons!








Matching Shapes



Monster Color Matching

Draw a line from the color dot to the same colored monster.



Count the objects and match them with the correct numbers.

1



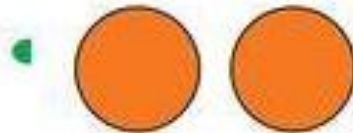
2



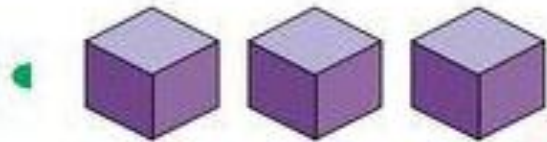
3



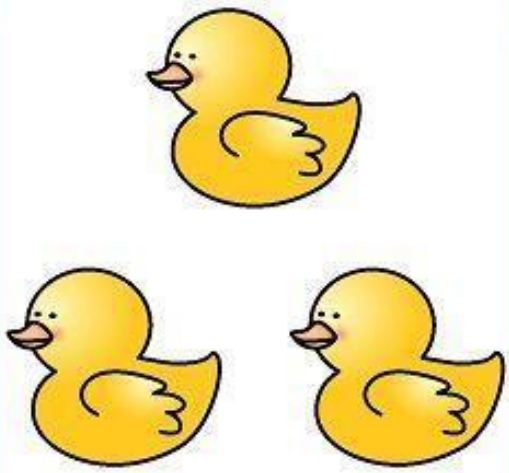
4




5




- Circle the correct number.




2 1 3



1 0 2



4 3 5



1 2 3



حرف "آ" لکھنے کی مشق کریں۔




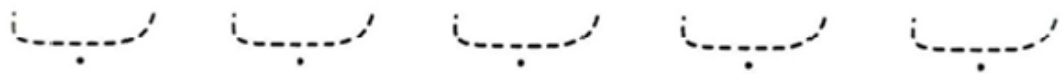
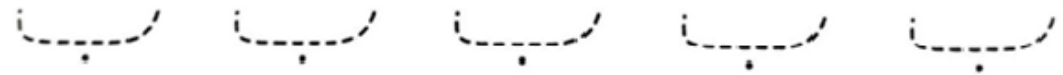
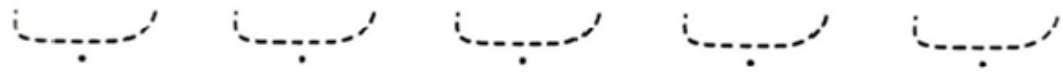

آ	آ	آ	آ	آ	آ
آ	آ	آ	آ	آ	آ

آ	آ	آ	آ	آ	آ



حرف کو پڑھیں اور احتیاط سے لکھیں

ب ب ب

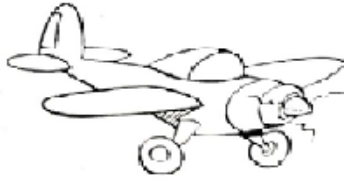


حرف کو پڑھیں اور احتیاط سے ٹریس کریں

ج

ج

ج



ج

ج

ج

ج

ج



ج

ج

ج

ج

ج

ج

ج

ج

ج

ج

ج

ج

ج

ج

پڑھیں اور احتیاط سے ٹریس کریں

ب	ب	ب	ب	
پ	پ	پ	پ	
ت	ت	ت	ت	
ٹ	ٹ	ٹ	ٹ	
ث	ث	ث	ث	
ج	ج	ج	ج	
چ	چ	چ	چ	
ح	ح	ح	ح	

رنگ کرے۔



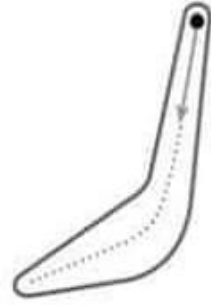
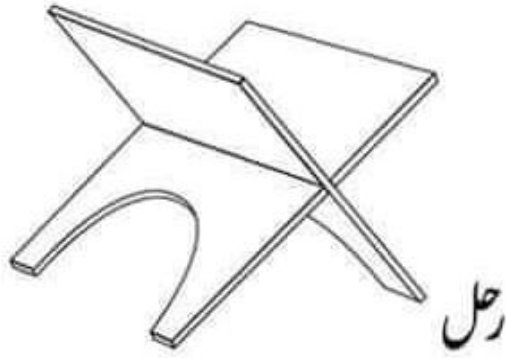
درخت




ہینسل پھیرے۔




رنگ مجریے۔




پینسل مجریے۔



پڑھیں اور احتیاط سے ٹریس کریں

خ	خ	خ	خ	
د	د	د	د	
ط	ط	ط	ط	
ذ	ذ	ذ	ذ	
ر	ر	ر	ر	
ڑ	ڑ	ڑ	ڑ	
ز	ز	ز	ز	
ژ	ژ	ژ	ژ	

تصویر کو حروف سے ملائیں۔



•



•



•




•



•



•



•



•

• با

• خ

• ث

• ص

• ش

• ط

• ا

• غ

سوال نمبر 3: درست الفاظ کو دائرہ لگائیں۔


ج
ع



ا
تا



ض
چ



خ
با




خ
ث



پ
ع




ڈ
و



ش
تا



ر
ظ


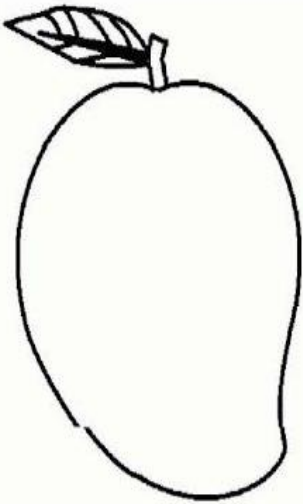






ط
س







نیلا، پیلا، لال

☆ تصاویر میں بنیادی رنگ بھریے:



1- آسے دتک لکھئے۔



2- تصاویر کی مدد سے نقطے لگائے اور تصاویر میں رنگ بھریئے۔

آ	
آ	
آ	
آ	

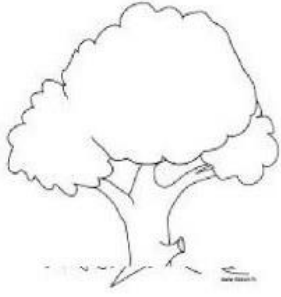
3- بغیر نقطے والے حروف پر دائرہ لگائے۔

ا آ ب پ ت ط ش
ج چ ح خ د ڈ ذ
ر ژ ز ث س ش ص
ض ط ظ ع غ ف ق
ک گ ل م ن و ی
ہ ھ ء ے


خالی جگہ پر کسریں



☆ تصاویر کو حروف سے ملائیے:




ب



ج

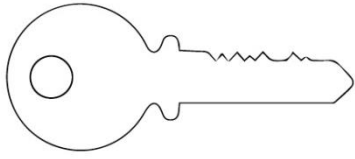


د




س


حرف کو تصویر سے ملائیں۔




ج



چ


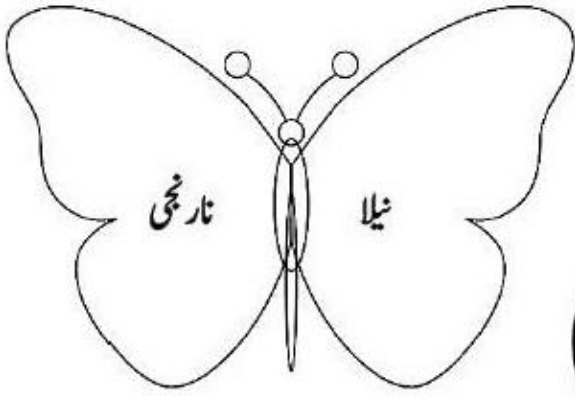
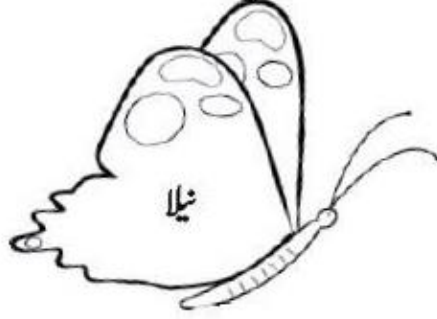


ح

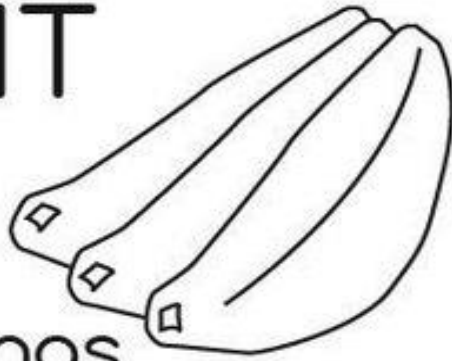


خ

۱۔ دی گئی تصاویر میں درست رنگ بھرے۔




FRUIT



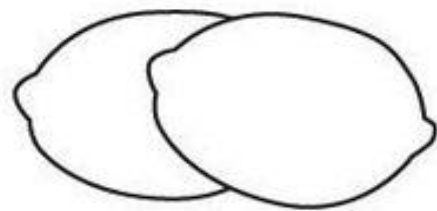
bananas



plums



watermelon




lemons




cherries



apples




oranges




pineapple

- **Color the Picture**




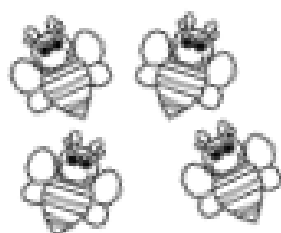



- **Color the Picture**






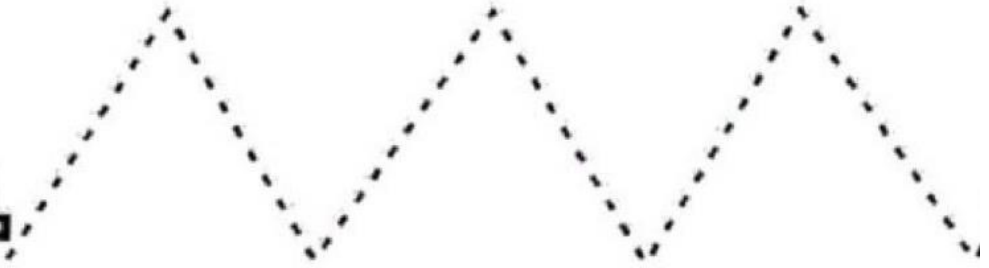




Cute Insects

How Many?

Count. Write the number in the box.







Incy Wincy Spider



Incy Wincy spider climbing up the spout
Down came the rain and washed the spider out
Out came the sun and dried up all the rain
And Incy Wincy spider went up the spout again!

Incy Wincy spider climbing up the spout
Down came the rain and washed the spider out
Out came the sun and dried up all the rain
And Incy Wincy spider went up the spout again!

Incy Wincy spider climbing up the spout
Down came the rain and washed the spider out
Out came the sun and dried up all the rain
And Incy Wincy spider went up the spout again!



**Are you sleeping?
Baby bear!**

Are you sleeping?
Baby bear!
The morning sun is rising.
Come and play.

Are you sleeping?
Baby bear!
The world outside is waiting.
Come and play.

Are you sleeping?
Baby bear!
Let's all rest together.
Close your eyes.
Close your eyes.
Close your eyes.



The Wheels on the Bus

The wheels on the bus
Go round and round,
Round and round,
Round and round.
The wheels on the bus
Go round and round,
All day long.



The wipers on the bus
Go swish, swish, swish...



The children on the bus go
Wriggle, wriggle, wriggle...



The bell on the bus
Goes ding, ding, ding...



The driver on the bus
Goes, "Move on back!"...



The doors on the bus
Go open and shut...




The people on the bus
Go chatter, chatter, chatter...





The horn on the bus
Goes beep, beep, beep...



The money on the bus
Goes clink, clink, clink...



Head, Shoulders, Knees, and Toes



 Head , shoulders , 

Knees  and toes, 



knees  and toes, 

And eyes  and ears 

and mouth  and nose, 

 Head , shoulders , 

Knees  and toes, 

knees  and toes, 

Twinkle, Twinkle, Little Star

Twinkle, twinkle, little star,
How I wonder what you are!
Up above the world so high,
Like a diamond in the sky.
Twinkle, twinkle, little star,
How I wonder what you are!



آلومیاں آلومیاں کہاں گئے تھے
سبزی کی ٹوکری میں سو رہے تھے
بیگن نے لات ماری رو رہے تھے
گاجر نے پیار کیا نہس رہے تھے
ٹری میں سے کیڑا نکلا درر گئے تھے
بھانڈے نے بھاؤ کیا بھاگ گئے تھے





پیار بھرا ہر ایک اشارہ
پیار اس کا ہر نظارہ
جس نے زمیں پہ پیارا تارا
وہ خود ہوگا کتنا پیارا



پیار کا اس کے نہیں شمار
اللہ ہے بس پیار ہی پیار


اللہ ہے بس پیار ہی پیار



پھول بنائے پیارے پیارے
تتلی جگنو اور ستارے
رنگوں سے اس جگ کو سجایا
خوشبو سے ہر پل مہکایا



پیار کا اس کے نہیں شمار
اللہ ہے بس پیار ہی پیار



Personal Information

1. What is your name?
2. What is your mother's name?
3. What is your father's name?
4. How many siblings do you have?
5. In which grade do you read?
6. What is your school name?
7. What is your date of birth?
8. What is your favorite color?

General

1. Name five colors.
2. Name five vegetables.
3. Name five fruits.
4. How many days are there in a week?
5. How many months are there in a year?
6. Tell an animal that lives in the jungle
7. Tell an animal that flies
8. Tell an animal that eats grass
9. Tell an animal that swims in the ocean
10. Tell an animal that lives on a farm

"اچھی باتیں یاد رکھیں"

❖ سلام میں پہل کریں!	❖ تعوذ، تسمیہ، پہلا کلمہ یاد کریں۔
❖ کھانا کھانے سے پہلے بسم اللہ پڑھیں!	❖ سورۃ اخلاص زبانی یاد کریں۔
❖ کھانا دایں ہاتھ سے کھائیں!	❖ سورۃ کوثر زبانی یاد کریں۔
❖ ارد گرد کے ماحول کو صاف رکھیں!	❖ کھانا کھانے کی دعا، علم میں اضافے کی دعا یاد کریں۔
❖ بڑوں کا ادب کریں!	❖ سونے کی دعا، دودھ پینے کی دعا یاد کریں۔

-----GOOD LUCK-----