



The Lahore Lyceum

Canalside Campus

SUMMER VACATION HOMEWORK PACK

(APRIL 2020 – MAY 2020)

CLASS – NURSERY

Student Name: _____



GENERAL INSTRUCTIONS FOR PARENTS

Please follow these instructions while getting this vacation work done by your kids;

- 1- This pack shall cover the syllabus for the months of April and May with daily/weekly breakdown.
- 2- Daily diary for this breakdown will be uploaded on EDN Parent App for your support.
- 3- Students will have to complete Homework task on given dates as per daily diary.
- 4- Daily completion of Homework shall enable student to follow the routine.
- 5- You are requested to only guide the children to complete the task.
- 6- The work contains worksheets based on educational videos. Please ensure availability of digital devices and internet connection for your children.
- 7- Please ensure the Homework is neat and tidy. Use Rough notebooks for practice work.
- 8- Final date for the submission of work is subjected to the Re-open of Schools as per government directives.
- 9- Total (10) marks have been allocated for completion of Homework from Grade 1 to 9, as per followings:
 - a. Neatness: (02) Marks
 - b. Completion and accuracy: (06) Marks
 - c. Handwriting: (02) Marks

Stay Safe!

**Best Regards,
Principal**

لاہور لائسنس اسکول

چھٹیوں کا کام

والدین کیلئے ضروری ہدایات

محترم والدین!

بچوں سے کام کرواتے ہوئے مندرجہ ذیل باتوں کو مد نظر رکھیں:

- ۱۔ آپ کو مطلع کیا جاتا ہے کہ یہ پیک اپریل اور مئی کے سلیبس کی روزانہ / ہفتہ وار تقسیم کار پر مشتمل ہے۔
- ۲۔ اس پلاننگ پر مشتمل ہوم ورک ڈائری روزانہ کی بنیاد پر EDN PARENT APP پر اپلوڈ کی جائیگی۔ جس کے مطابق کام کرنا ہرنے کے لیے نہایت ضروری ہے۔
- ۳۔ یاد رہے کہ روزانہ کی بنیاد پر ہوم ورک کی تکمیل سے ہی بچے سلیبس مکمل کر پائیں گے۔
- ۴۔ آپ سے گزارش ہے کہ کام کی تکمیل میں بچوں کی صرف رہنمائی کریں اور انہیں کام خود کرنے دیں۔ اسکول کھلنے پر کام میں ضروری اصلاح اساتذہ خود کروائیں گے۔
- ۵۔ کوشش کریں کہ بچوں کا کام صاف اور خوشخط ہو۔ لکھائی کے لئے نوٹ بک یارف رجسٹر استعمال کریں۔
- ۶۔ اس پیک میں تعلیمی رہنمائی کے لئے ورک شیٹس اور ویڈیوز شامل کی گئی ہیں۔ لہذا بچوں کے لئے اسمارٹ فون / کمپیوٹر اور انٹرنیٹ کی فراہمی یقینی بنائیں۔
- ۷۔ کام مکمل کرنے کے بعد اسکول میں جمع کروانے کی تاریخ کا اعلان حکومت کے احکامات کے مطابق کیا جائیگا۔
- ۸۔ چھٹیوں کا کام مکمل کرنے پر بچوں کو اعزازی نمبروں سے نوازا جائیگا جنہیں پہلی سہ ماہی کے امتحانات میں شامل کیا جائیگا۔ نمبروں کی تقسیم صفحہ نمبر 1 پر دی گئی ہے۔

احتیاط کریں اور محفوظ رہیں!

اسکول پرنسپل

Some Every Day Tasks

- Keep your belongings in their places.
- Arrange your shoes in the shoe rack.
- Help your mother to maintain your wardrobe.
- Arrange the table for the dinner with your mother.
- Go out in the evening with your Dad, walk, Jog or does some exercise to keep yourself fit.

Helping Hands

- Make a gift pack containing coloring book and color pencils and give to a needy child.
- Take a picture and paste it in your album.

Be Creative

- Make an Eid Card For your Mom and Dad
- Make three faces with paper plates.(happy, sad, cross/angry)


Activities for Holiday

- Make a mango shake and write the ingredients.
- Visit the zoo/park and collect different things and paste on a chart paper.





SNAPSHOTS OF SUMMER



Where I Went

What I Saw


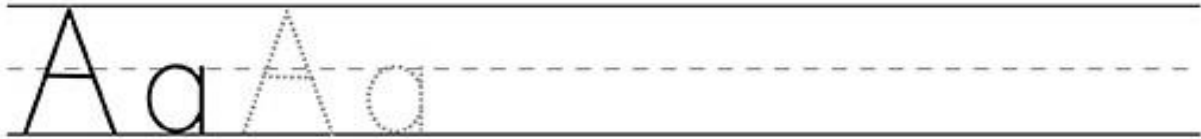
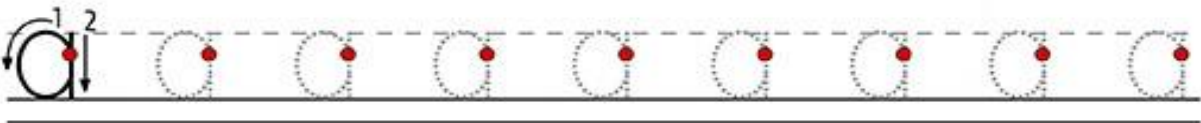
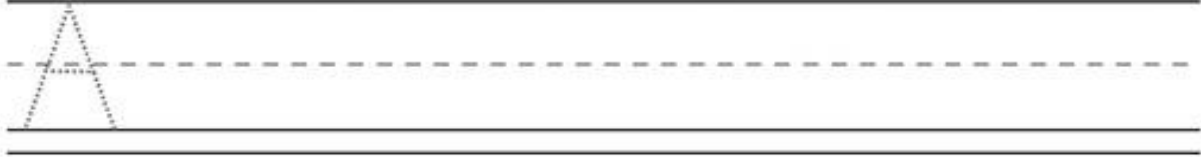
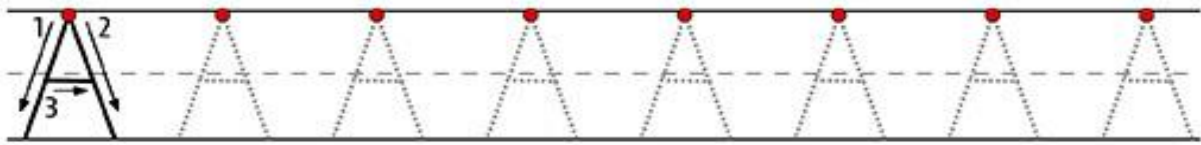
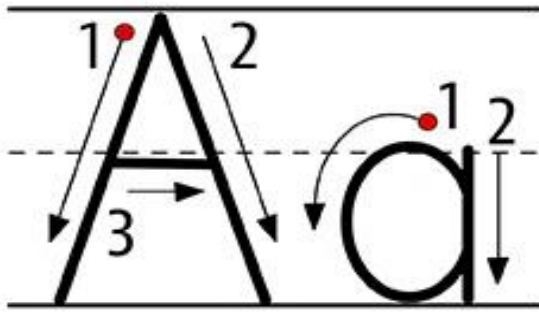
What I Felt

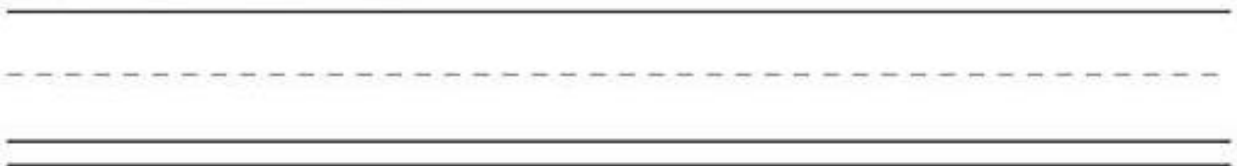
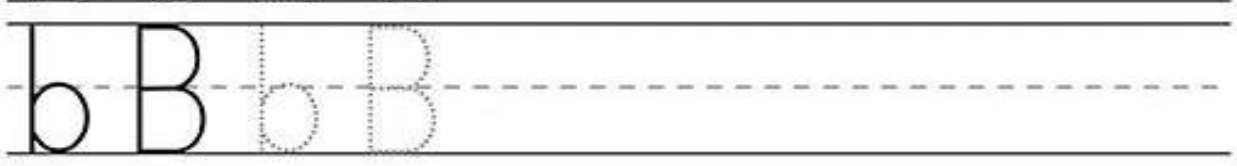

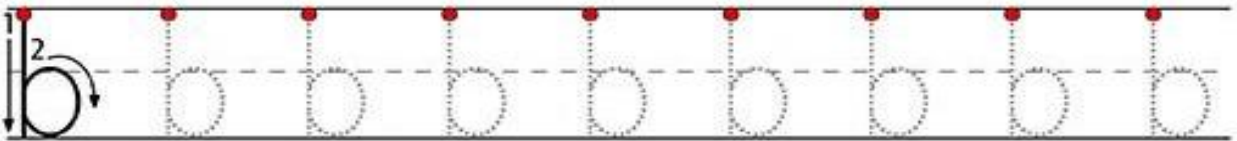
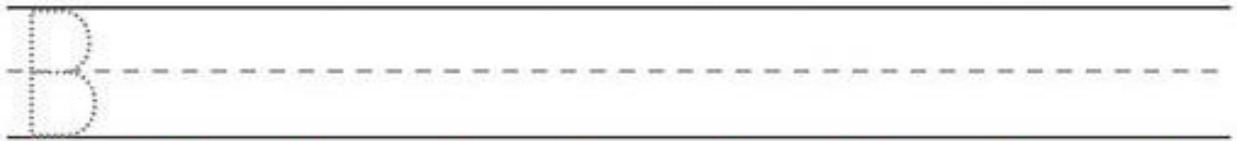
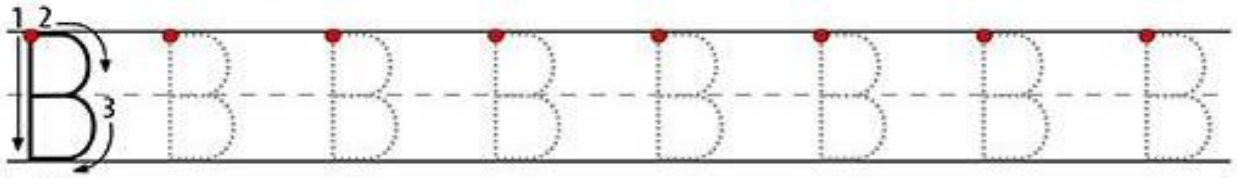
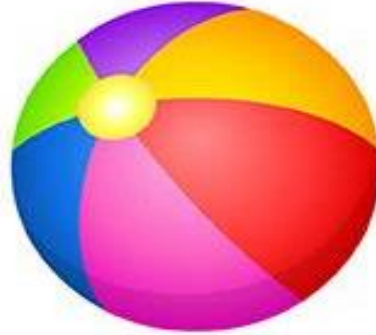
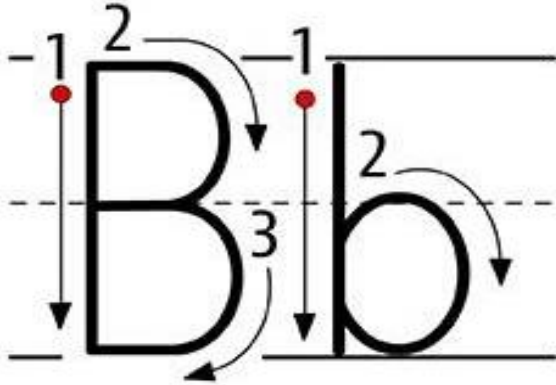
This is Me!

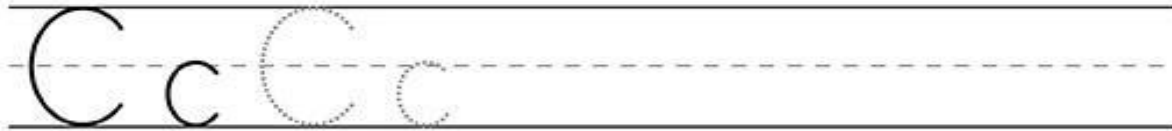
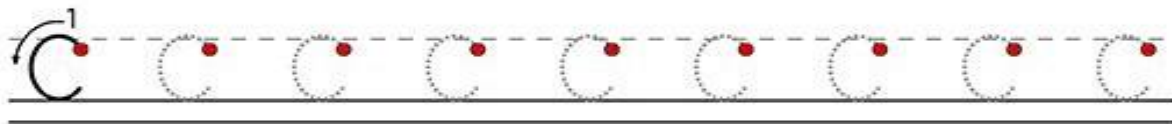
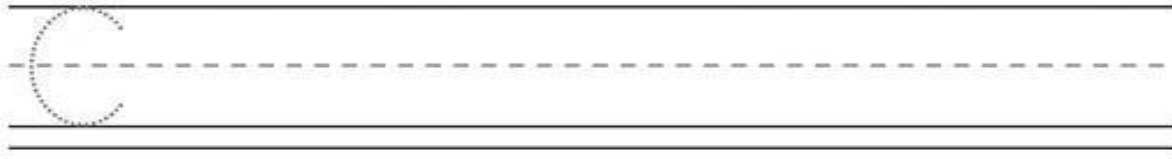
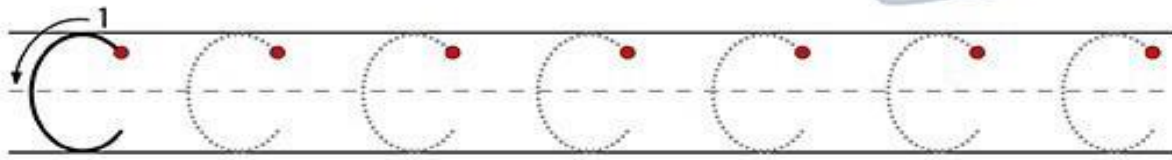
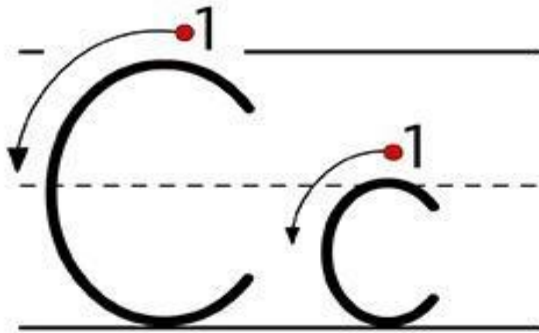
What I Did

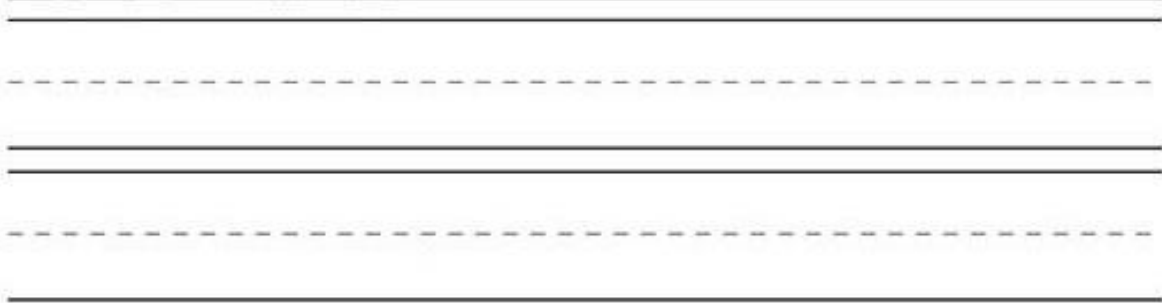
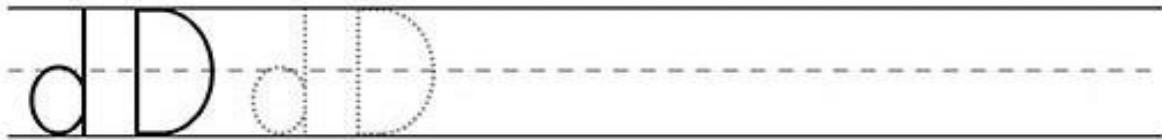
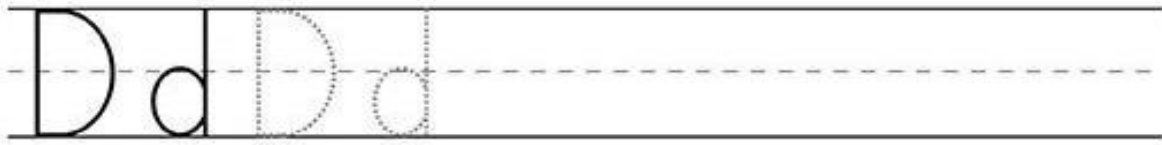
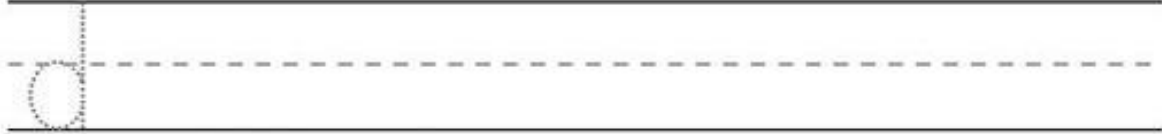
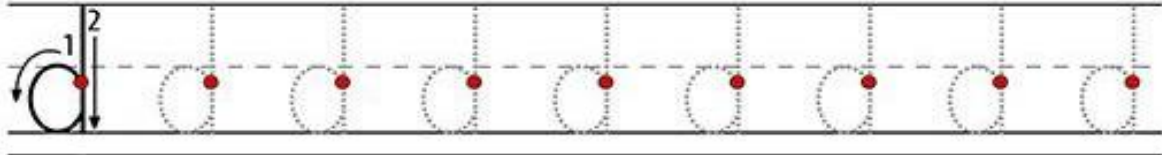
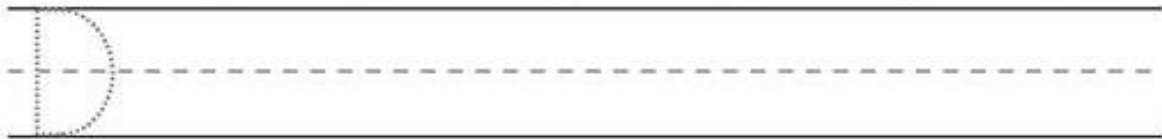
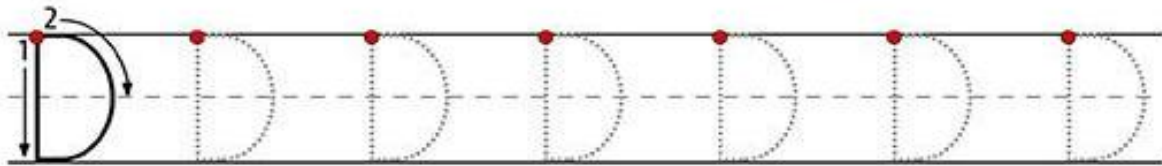
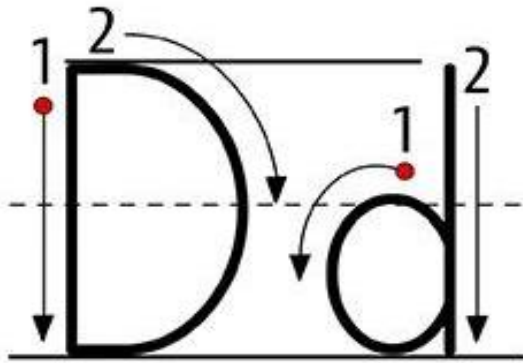
What I Tasted

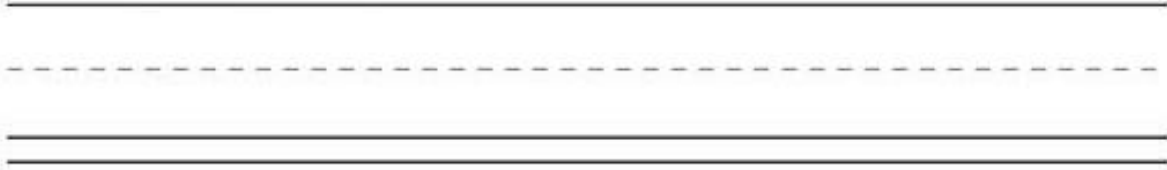
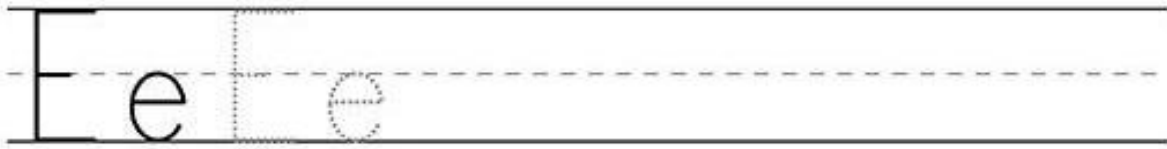
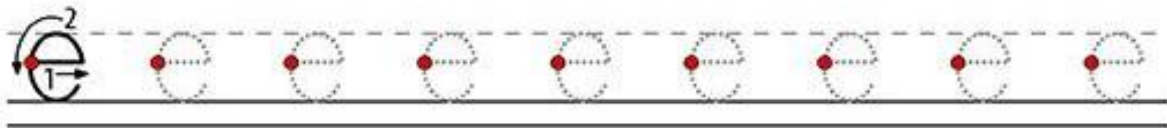
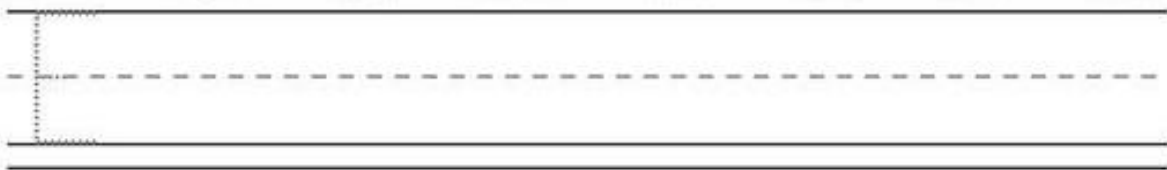
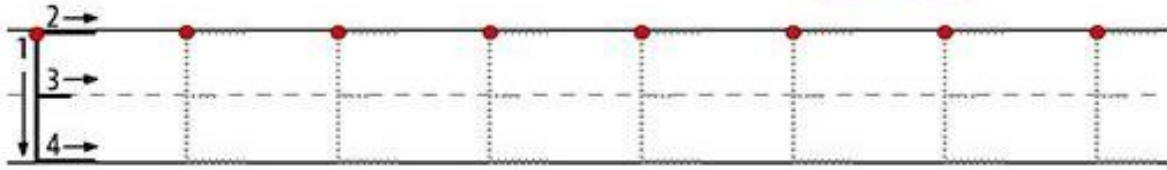
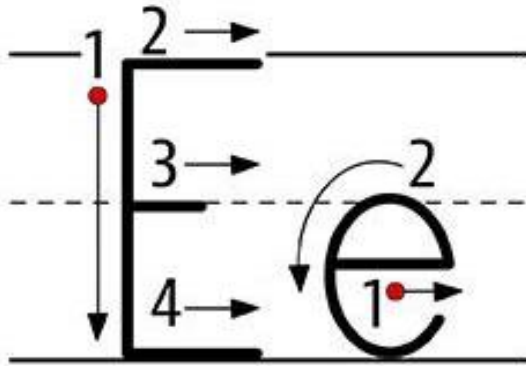
What I Heard

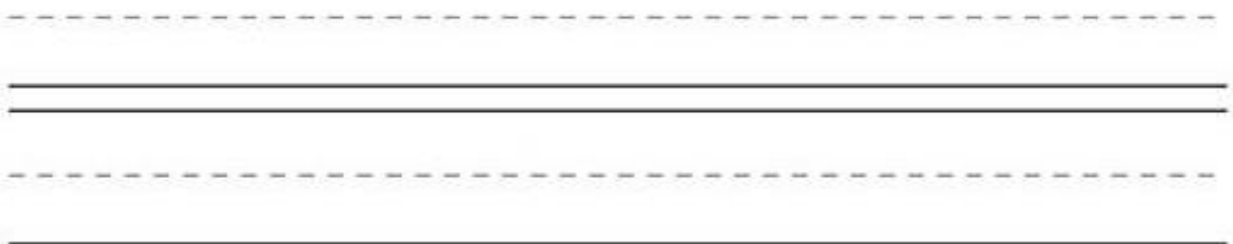
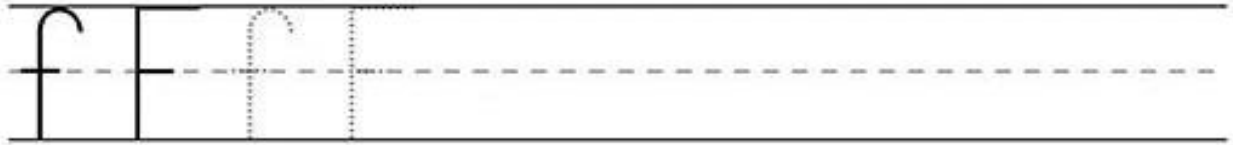
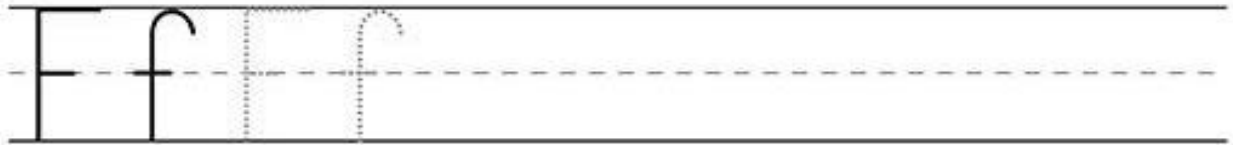
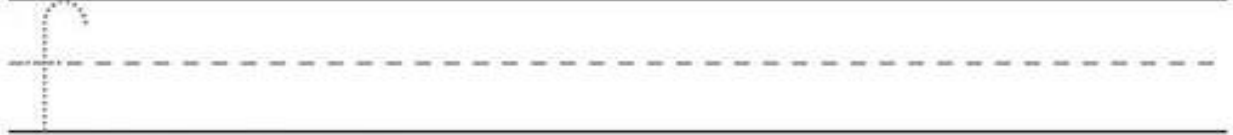
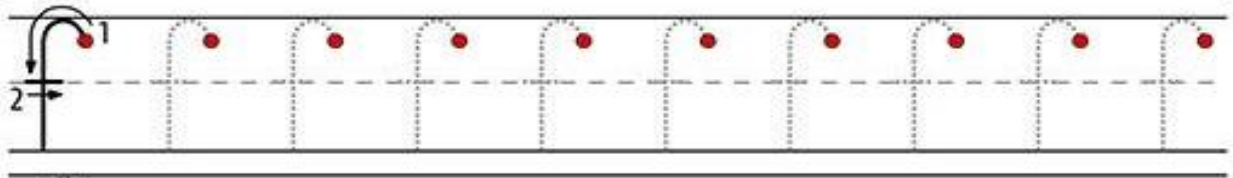

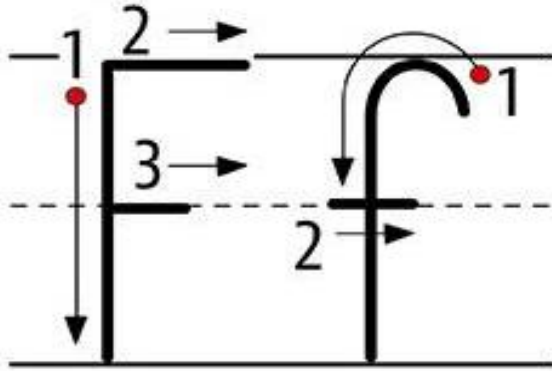


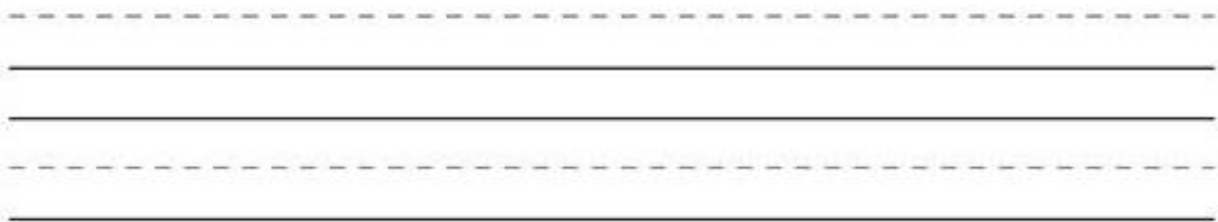
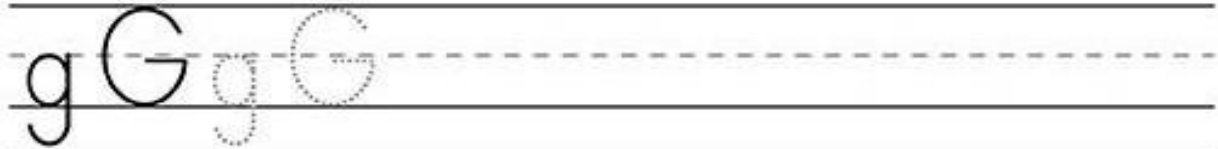
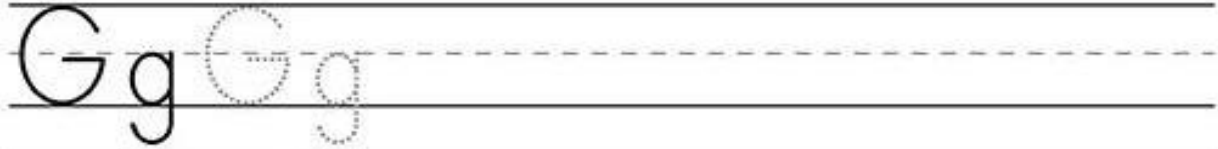

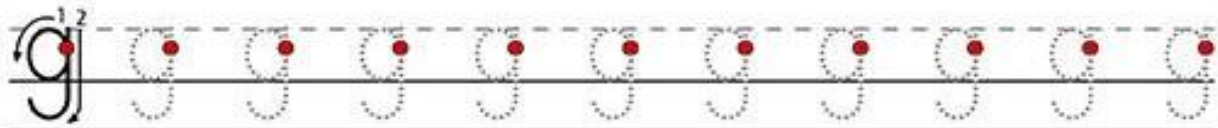

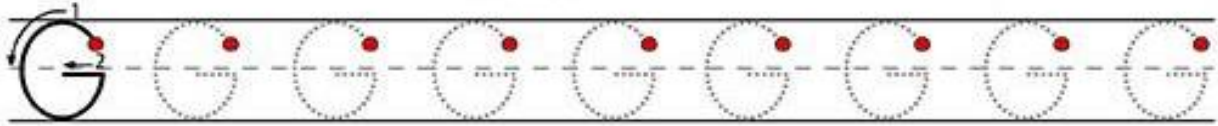
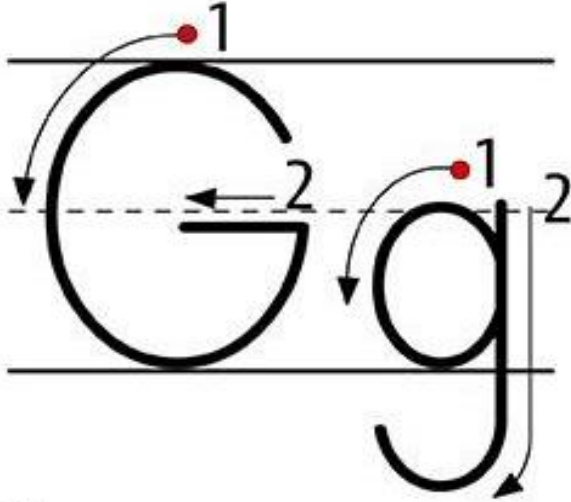


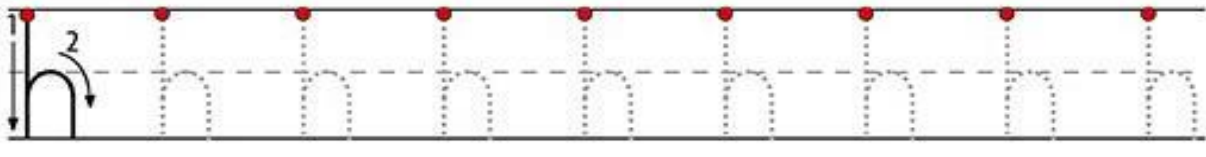

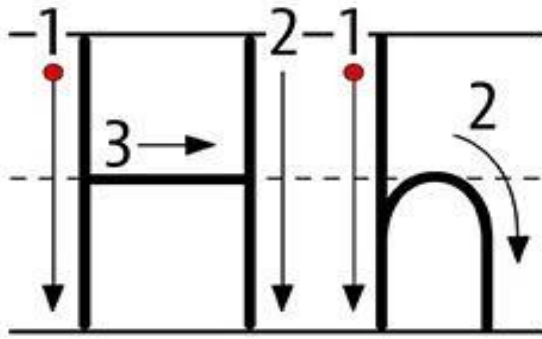


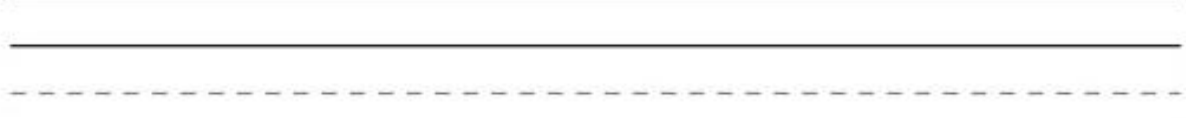
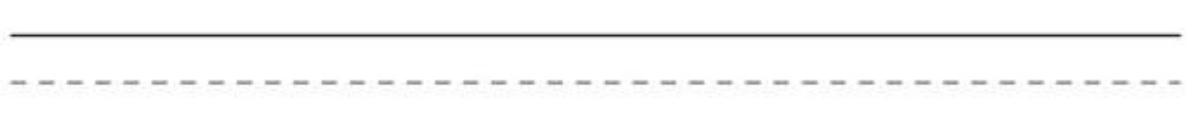
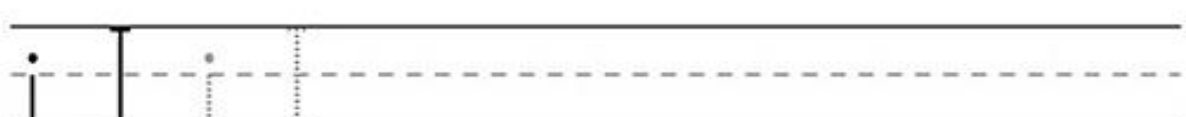
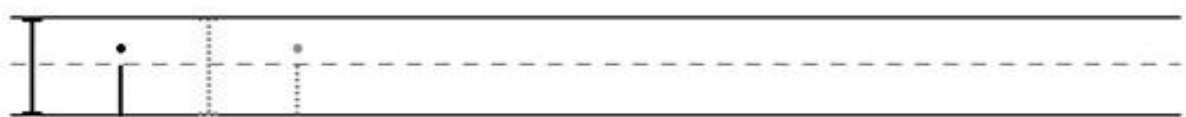
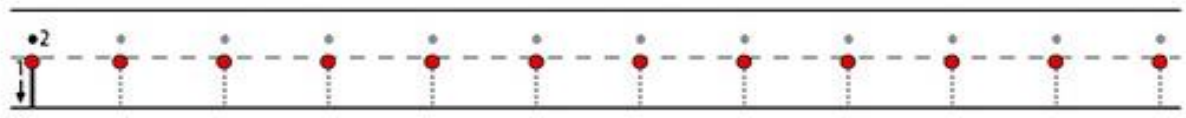
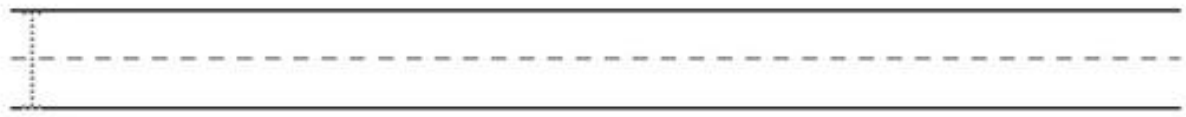
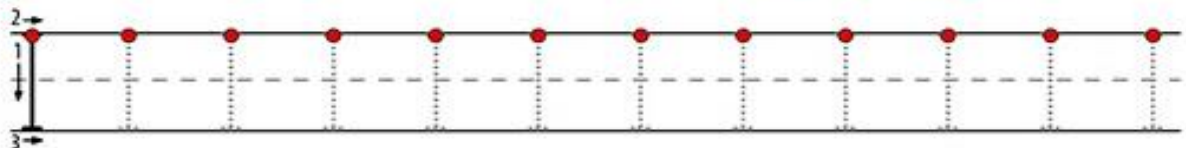
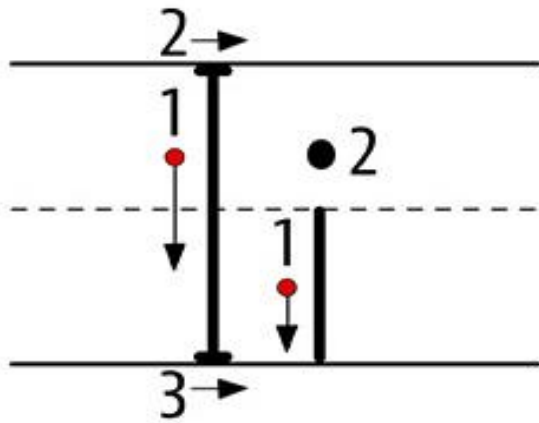



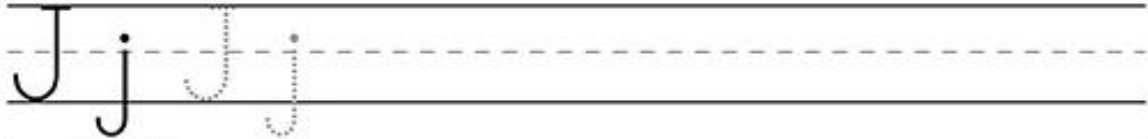
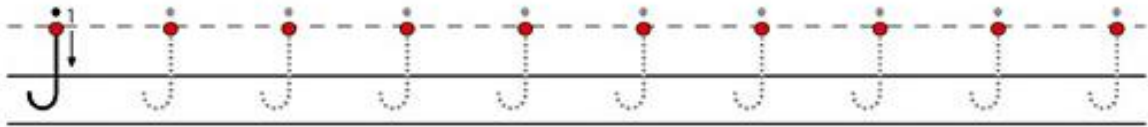
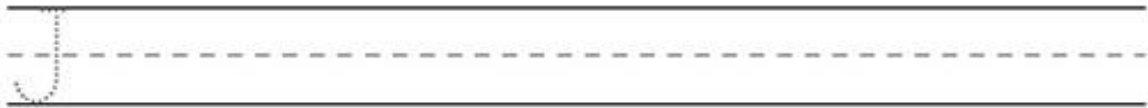
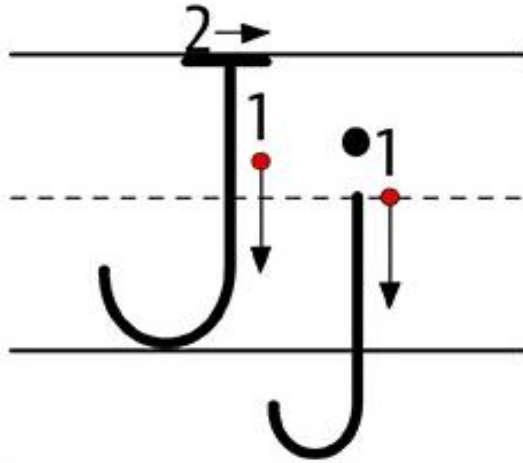


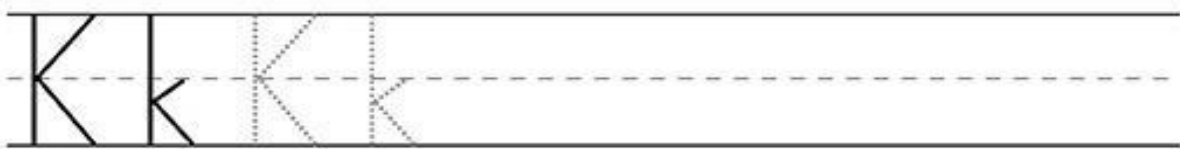
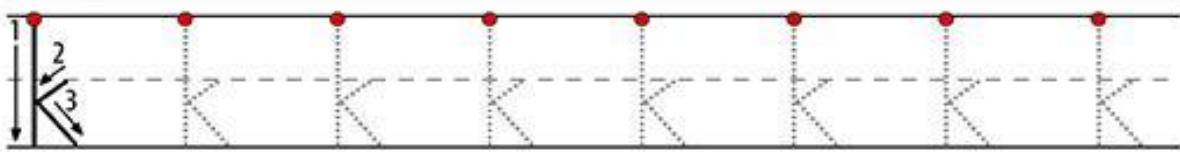
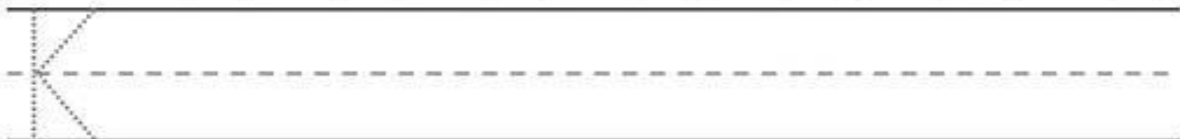
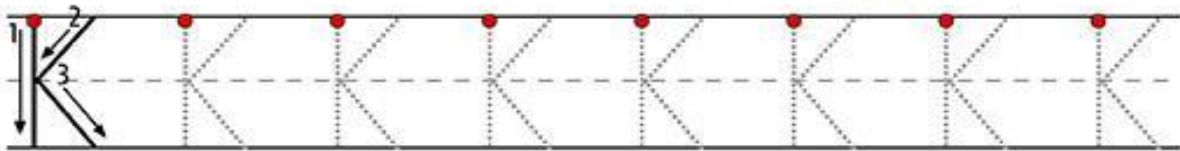
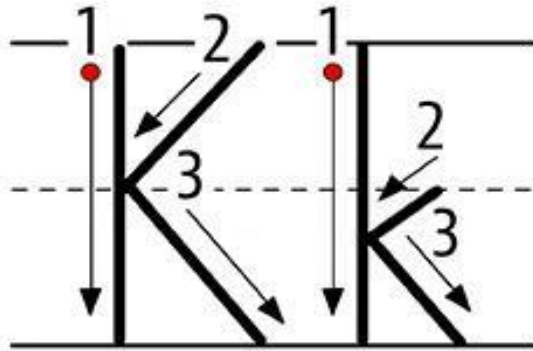


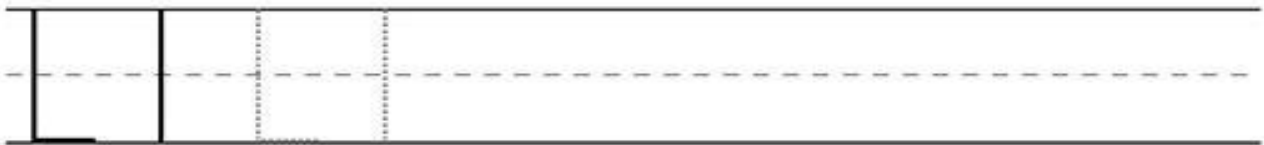
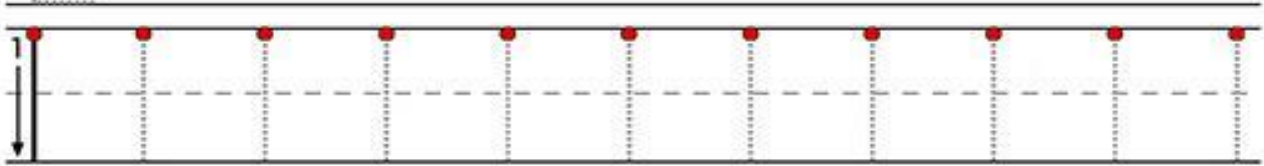
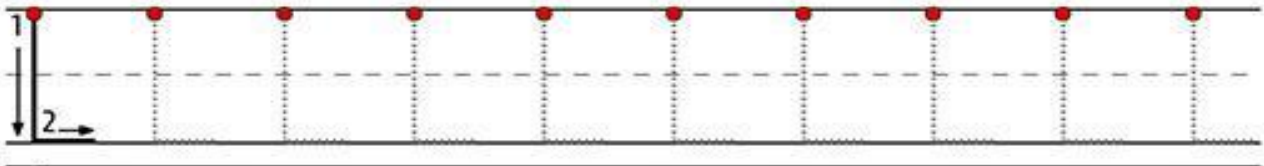
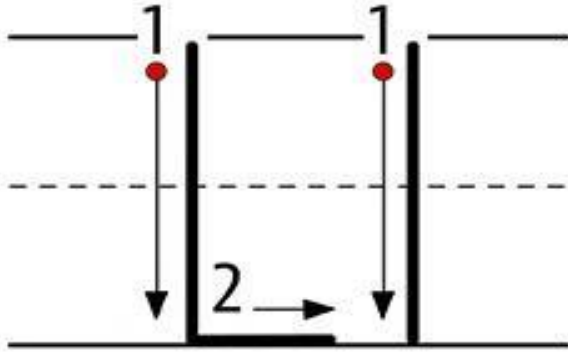


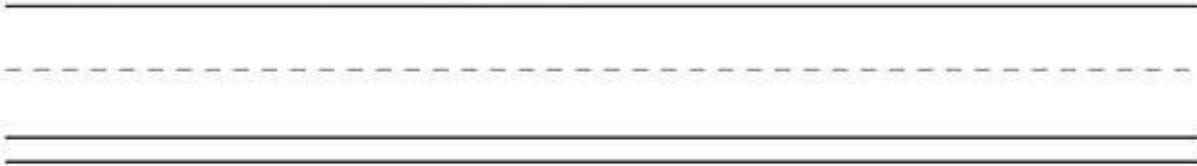
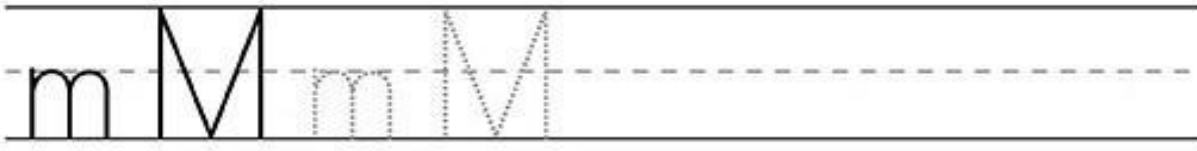
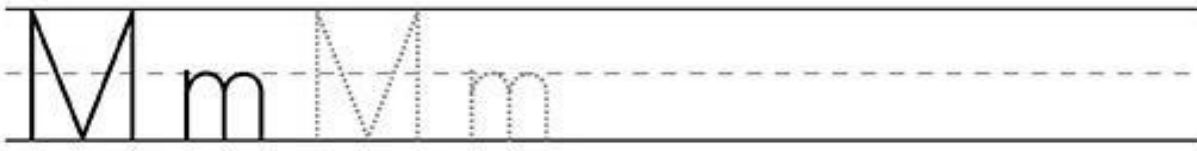
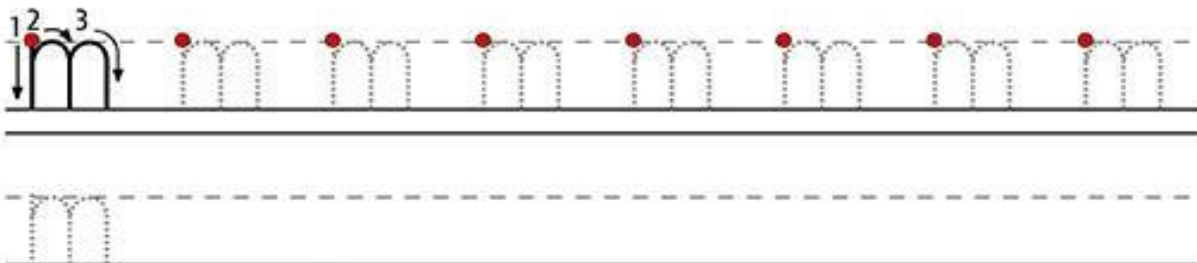
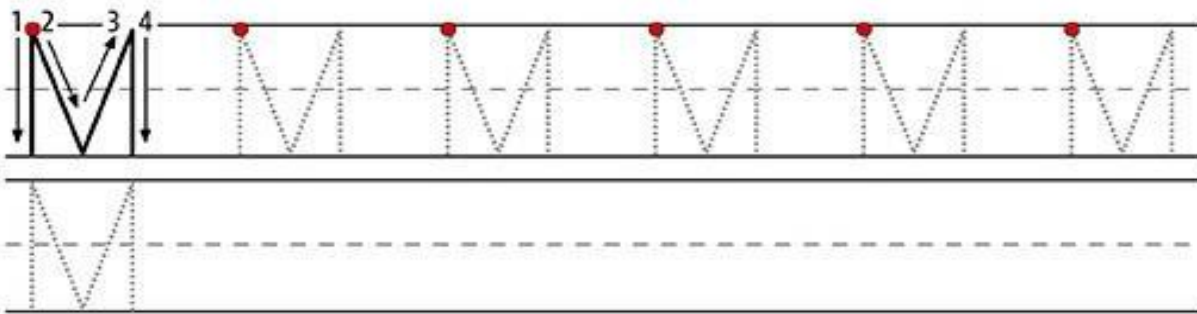
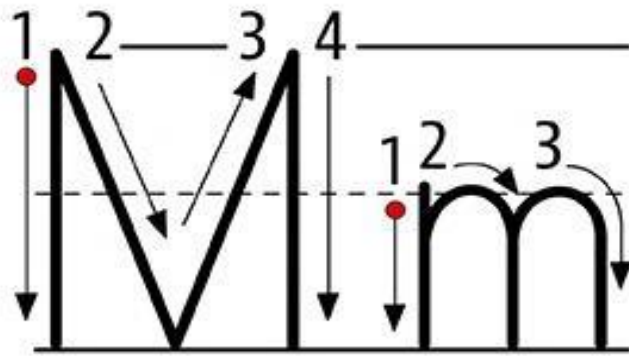


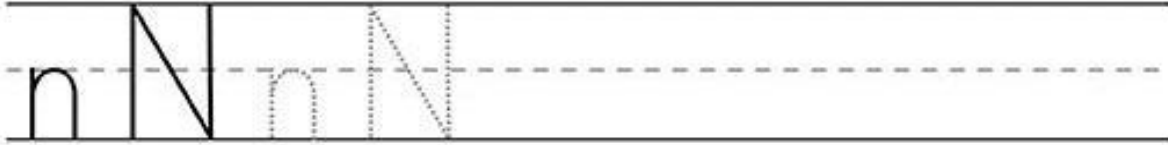
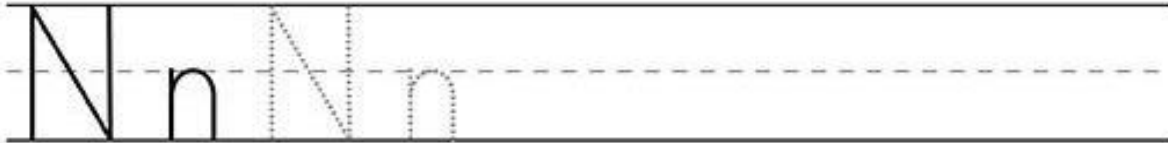
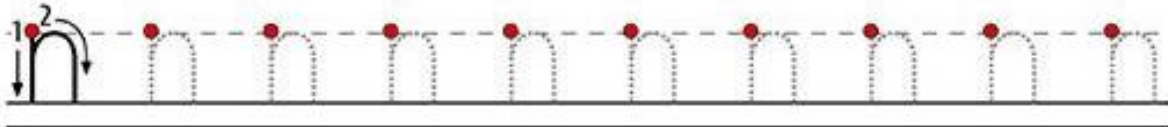
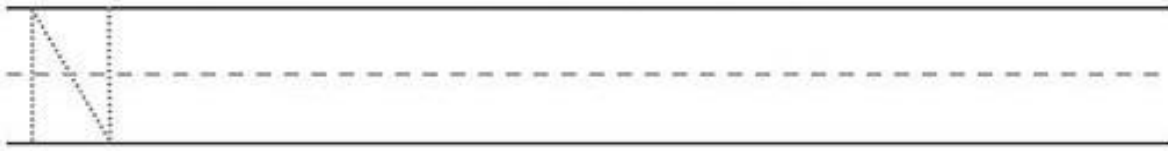
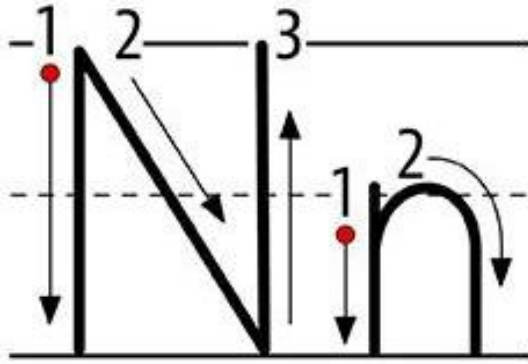


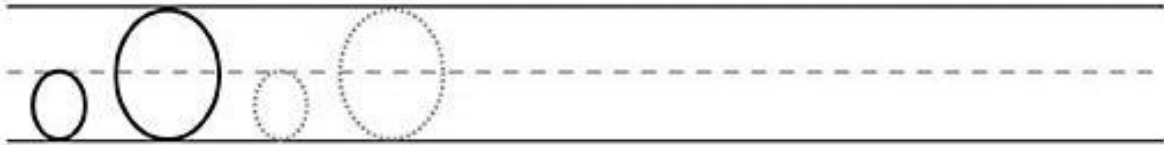
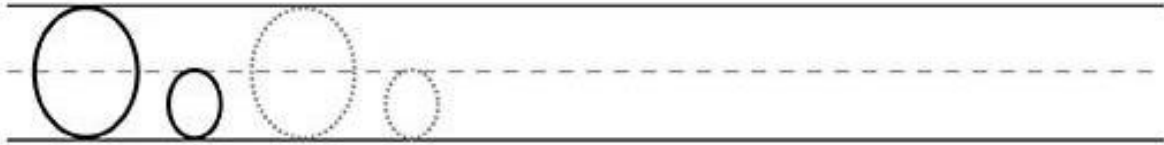
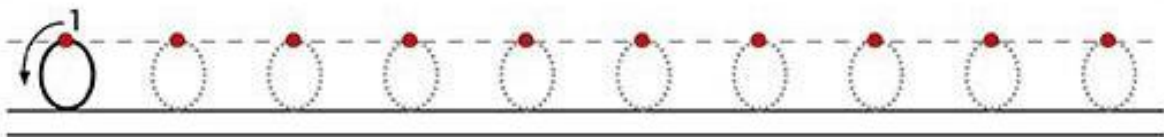
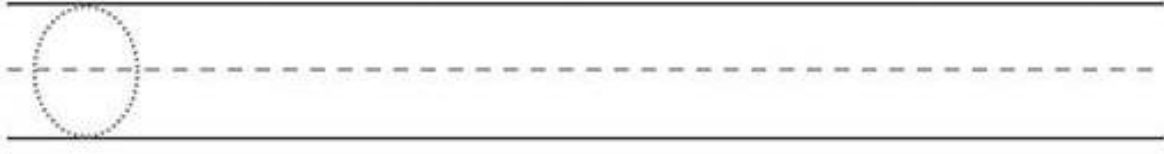
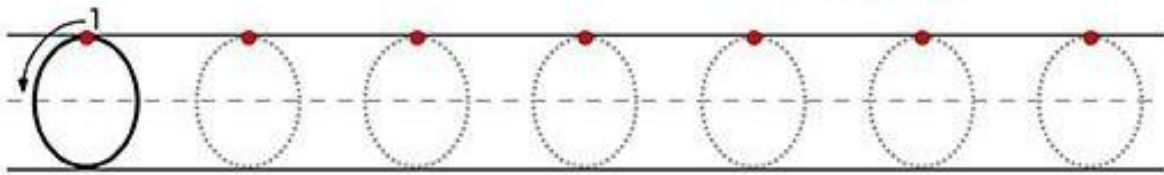
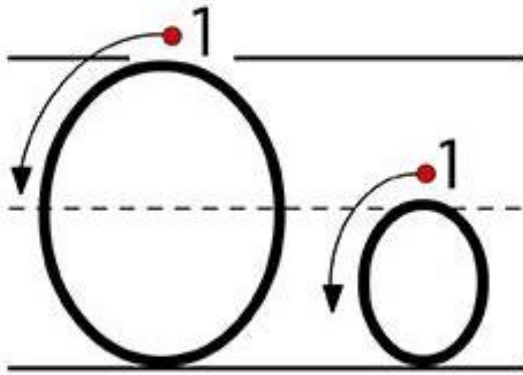












Match the Alphabets with the object
with the same starting Alphabet

D



c

B



b

E



d

A



a

C



e

- Write the first letter of picture.

___ pple



___ at



___ op



___ ake



___ ree





Write A - O (Capital)

Handwriting practice lines for the letters A and O.





Write a - o (Small)


Handwriting practice lines for the letter 'a - o (Small)'. The lines are arranged in a large, cloud-like frame with a scalloped border. The frame contains 20 horizontal lines, each consisting of a solid top line, a dashed middle line, and a solid bottom line, providing a guide for letter height and placement.




COLOR WORDS

Color each spider using the correct color.

blue




red




green




black




pink




orange




purple



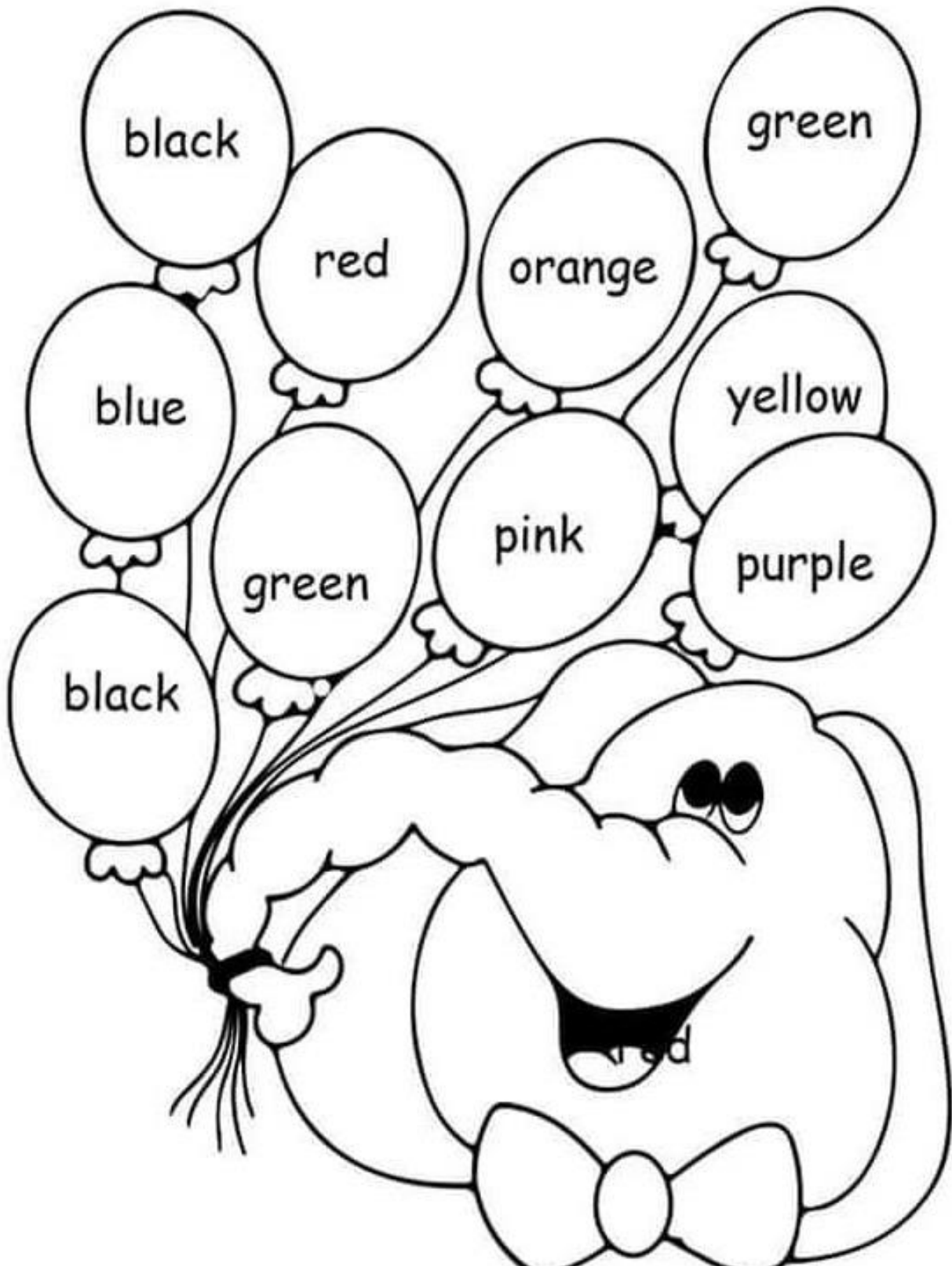
brown



yellow



Read the color words. Color the balloons that color.









- Make a card for you mother by using crayons.

Happy
Mother's Day





- Draw apple on each tree to equal the numbers shown.



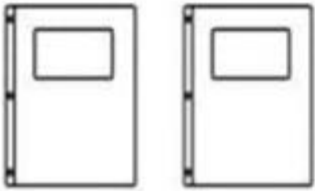

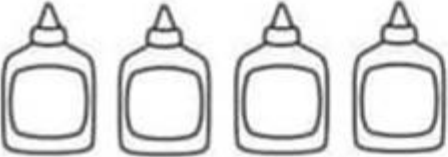


- Count and write the correct number.

0	1	2	3	4	5	6	7	8	9	10

How Many?



Directions: Trace the number to match how many.

	1 2 3
	3 4 2
	5 3 4
	2 1 3
	3 4 5




Number Writing Practice

Number Writing Practice grid with rows for numbers 1 through 9. Each row contains a solid number, a dotted number for tracing, and three dotted numbers for independent practice. Arrows indicate the starting point and direction of the stroke.

Number	Tracing	Practice 1	Practice 2	Practice 3
1	1	1	1	1
2	2	2	2	2
3	3	3	3	3
4	4	4	4	4
5	5	5	5	5
6	6	6	6	6
7	7	7	7	7
8	8	8	8	8
9	9	9	9	9

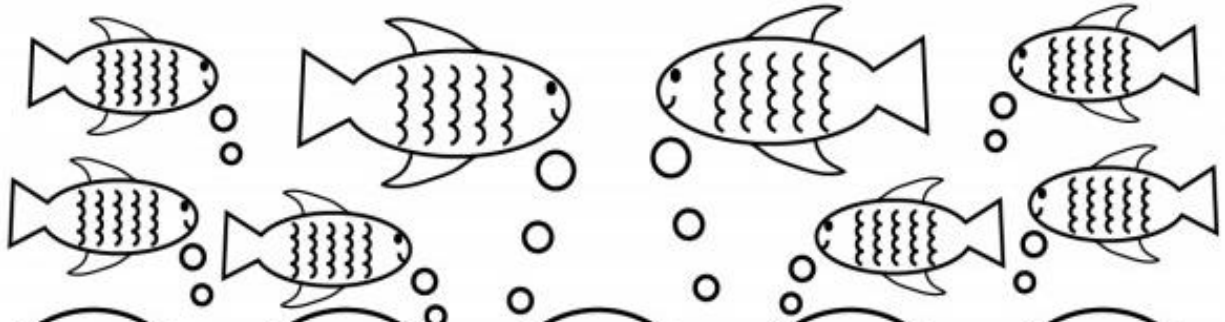


Dot to Dot






Write each missing number.















1 3 5

6 8 10

16 18 20

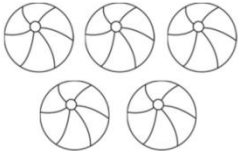

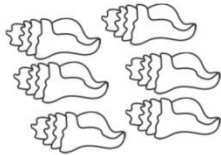


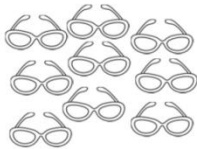


Missing Numbers










- Count and write.

 <input type="text"/>	 <input type="text"/>	 <input type="text"/>
 <input type="text"/>	 <input type="text"/>	 <input type="text"/>

- Write counting from 1 – 15.



- Match the Shapes.




- Count and circle the correct number.




10 6 8



7 8 9



6 7 5



8 7 9



6 9 8



حرف کو پڑھیں اور احتیاط سے نمیں لکریں

ب ب ب



ب ب ب ب ب

ب ب ب ب ب

ب ب ب ب ب

ب ب ب ب ب

ب

ب

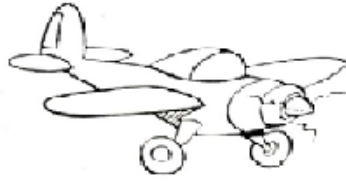
ب

حرف کو پڑھیں اور احتیاط سے ٹریس کریں

ج

ج

ج



ج

ج

ج

ج

ج 

ج

ج

ج

ج

ج

ج

ج

ج

ج

ج

ج

ج

ج

ج

پڑھیں اور احتیاط سے ٹریس کریں

رنگ کریے۔



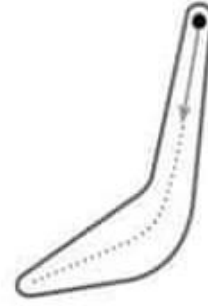
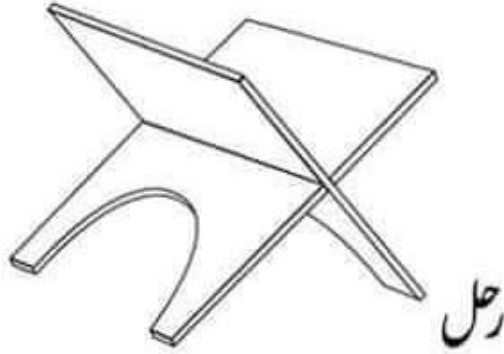
درخت




پینسل پھیریے۔










رنگ کریے۔



پینسل پھیرے۔





پڑھیں اور احتیاط سے ٹریس کریں

خ	خ	خ	خ	
د	د	د	د	
ط	ط	ط	ط	
ذ	ذ	ذ	ذ	
ر	ر	ر	ر	
ڑ	ڑ	ڑ	ڑ	
ز	ز	ز	ز	
ژ	ژ	ژ	ژ	




پڑھیں اور احتیاط سے ٹریس کریں

س	س	س	س	
ش	ش	ش	ش	

☆ خالی جگہ پُر کریں:

ا ب _____ ت _____ ش
 _____ چ _____ خ _____ و _____ ڈ _____
 ر _____ ر _____ ث _____ ش _____

تصویر کو حروف سے ملائیں۔



•




•



•



•



•



•



•



•

• ا

• خ

• ث

• ص

• ش

• ط

• ا

• غ

سوال نمبر 3: درست الفاظ کو دائرہ لگائیں۔


ج
ع



ا
تا




ض
چ



خ
با




خ
ث



پ
ع




ڈ
د



ش
تا




ر
ظ



ط
س



تصویر کا پہلا حرف لکھیں۔



حرف کے بعد کیا آتا ہے۔

ح

ٹ

ط

ص

ک

ف


ہ

م



☆ خالی جگہ پُر کریں:

ا ب _____ ت _____ ش _____
_____ چ _____ خ _____ د _____ ڈ _____
ر _____ ر _____ ٹ _____ ش _____

☆ بنیادی رنگ بھریں:



www.LucyTravels.com





ا ب پ ت ط ث

ج چ ح خ د ڈ ذ

ر ژ ز ث س ش



Incy Wincy Spider



Incy Wincy spider climbing up the spout
Down came the rain and washed the spider out
Out came the sun and dried up all the rain
And Incy Wincy spider went up the spout again!

Incy Wincy spider climbing up the spout
Down came the rain and washed the spider out
Out came the sun and dried up all the rain
And Incy Wincy spider went up the spout again!

Incy Wincy spider climbing up the spout
Down came the rain and washed the spider out
Out came the sun and dried up all the rain
And Incy Wincy spider went up the spout again!



The Wheels on the Bus

The wheels on the bus
Go round and round,
Round and round,
Round and round.
The wheels on the bus
Go round and round,
All day long.



The wipers on the bus
Go swish, swish, swish...



The children on the bus go
Wriggle, wriggle, wriggle...



The bell on the bus
Goes ding, ding, ding...



The driver on the bus
Goes, "Move on back!"...



The doors on the bus
Go open and shut...




The people on the bus
Go chatter, chatter, chatter...





The horn on the bus
Goes beep, beep, beep...



The money on the bus
Goes clink, clink, clink...



Head, Shoulders, Knees, and Toes



 Head , shoulders , 

Knees  and toes, 



knees  and toes, 

And eyes  and ears 

and mouth  and nose, 

 Head , shoulders , 

Knees  and toes, 

knees  and toes, 

Twinkle, Twinkle, Little Star

Twinkle, twinkle, little star,
How I wonder what you are!
Up above the world so high,
Like a diamond in the sky.
Twinkle, twinkle, little star,
How I wonder what you are!



آلومیاں آلومیاں کہاں گئے تھے
سبزی کی ٹوکری میں سو رہے تھے
بیگن نے لات ماری رو رہے تھے
گاجر نے پیار کیا پنس رہے تھے
ٹہن میں سے کیڑا نکلا درر گئے تھے
پھلے نے بھاؤ کیا بھاگ گئے تھے





پیار بھرا ہر ایک اشارہ
پیار اس کا ہر نظارہ
جس نے زمیں پہ پیارا تارا
وہ خود ہوگا کتنا پیارا



پیار کا اس کے نہیں شمار
اللہ ہے بس پیار ہی پیار


اللہ ہے بس پیار ہی پیار



پھول بنائے پیارے پیارے
تتلی جگنو اور ستارے
رنگوں سے اس جگ کو سجایا
خوشبو سے ہر پل مہکایا



پیار کا اس کے نہیں شمار
اللہ ہے بس پیار ہی پیار





Personal Information

1. What is your name?
2. What is your mother's name?
3. What is your father's name?
4. How many siblings do you have?
5. In which class do you read?
6. What is your school name?
7. What is your date of birth?
8. What is your favorite color?

General

1. Name five colors.
2. Name five vegetables.
3. Name five fruits.
4. How many days are there in a week?
5. How many months are there in a year?
6. Tell an animal that lives in the jungle
7. Tell an animal that flies
8. Tell an animal that eats grass
9. Tell an animal that swims in the ocean
10. Tell an animal that lives on a farm

"اچھی باتیں یاد رکھیں"

❖ تعوذ، تسمیہ، پہلا کلمہ یاد کریں۔	❖ سلام میں پہل کریں!
❖ سورۃ اخلاص زبانی یاد کریں۔	❖ کھانا کھانے سے پہلے بسم اللہ پڑھیں!
❖ سورۃ کوثر زبانی یاد کریں۔	❖ کھانا دائیں ہاتھ سے کھائیں!
❖ کھانا کھانے کی دعا، علم میں اضافے کی دعا یاد کریں۔	❖ ارد گرد کے ماحول کو صاف رکھیں!
❖ سونے کی دعا، دودھ پینے کی دعا یاد کریں۔	❖ بڑوں کا ادب کریں!

-----GOOD LUCK-----