



ALLIED SCHOOLS

SUMMER VACATIONS

HOMEWORK PACK

(APRIL 2020 – MAY 2020)

CLASS – ONE

Student Name: _____



GENERAL INSTRUCTIONS FOR PARENTS

Please follow these instructions while getting this vacation work done by your kids;

- 1- This pack shall cover the syllabus for the months of April and May with daily/weekly breakdown.
- 2- Daily diary for this breakdown will be uploaded on EDN Parent App for your support.
- 3- Students will have to complete Homework task on given dates as per daily diary.
- 4- Daily completion of Homework shall enable student to follow the routine.
- 5- You are requested to only guide the children to complete the task.
- 6- The work contains worksheets based on educational videos. Please ensure availability of digital devices and internet connection for your children.
- 7- Please ensure the Homework is neat and tidy. Use Rough notebooks for practice work.
- 8- Final date for the submission of work is subjected to the Re-open of Schools as per government directives.
- 9- Total (10) marks have been allocated for completion of Homework from Grade 1 to 9, as per followings:
 - a. Neatness: (02) Marks
 - b. Completion and accuracy: (06) Marks
 - c. Handwriting: (02) Marks

Stay Safe!

**Best Regards,
Principal**

الائیڈ اسکول

چھٹیوں کا کام

والدین کے لئے ضروری ہدایات

محترم والدین!

بچوں سے کام کرواتے ہوئے مندرجہ ذیل باتوں کو مد نظر رکھیں:

- ۱۔ آپ کو مطلع کیا جاتا ہے کہ یہ پیک اپریل اور مئی کے سلیبس کی روزانہ / ہفتہ وار تقسیم کار پر مشتمل ہے۔
- ۲۔ اس پلاننگ پر مشتمل ہوم ورک ڈائری روزانہ کی بنیاد پر EDN PARENT APP پر اپلوڈ کی جائیگی۔ جس کے مطابق کام کرنا ہرنچے کے لیے نہایت ضروری ہے۔
- ۳۔ یاد رہے کہ روزانہ کی بنیاد پر ہوم ورک کی تکمیل سے ہی بچے سلیبس مکمل کر پائیں گے۔
- ۴۔ آپ سے گزارش ہے کہ کام کی تکمیل میں بچوں کی صرف رہنمائی کریں اور انھیں کام خود کرنے دیں۔ اسکول کھلنے پر کام میں ضروری اصلاح اساتذہ خود کروائیں گے۔
- ۵۔ کوشش کریں کہ بچوں کا کام صاف اور خوشخط ہو۔ لکھائی کے لئے نوٹ بک یارف رجسٹر استعمال کریں۔
- ۶۔ اس پیک میں تعلیمی رہنمائی کے لئے ورک شیٹس اور ویڈیوز شامل کی گئی ہیں۔ لہذا بچوں کے لئے اسارٹ فون / کمپیوٹر اور انٹرنیٹ کی فراہمی یقینی بنائیں۔
- ۷۔ کام مکمل کرنے کے بعد اسکول میں جمع کروانے کی تاریخ کا اعلان حکومت کے احکامات کے مطابق کیا جائیگا۔
- ۸۔ چھٹیوں کا کام مکمل کرنے پر بچوں کو اعزازی نمبروں سے نوازا جائیگا جنہیں پہلی سہ ماہی کے امتحانات میں شامل کیا جائیگا۔ نمبروں کی تقسیم صفحہ نمبر 1 پر دی گئی ہے۔

احتیاط کریں اور محفوظ رہیں!

اسکول پرنسپل

Name: _____

Subject: English

Unit 1, Lesson 3

Can I play?

❖ Learn the dictation words and practice on rough copy.

play	like	mother	teddy
brother	sister	daddy	bear
read	mummy	mend	dear
game	flower	father	run
sorry	pick	biff	away

❖ Make Sentence

Sr. #	Words	Sentence
1.	like	
2.	play	
3.	flower	
4.	bear	
5.	run	
6.	sorry	
7.	book	
8.	game	
9.	van	

Unit 2, Lesson 3**The Hungry Monster**

❖ Learn the dictation words and practice on rough copy.

monster	home	sleepy	some
ears	help	chair	mangoes
wings	afraid	sit	thank you
long	thirsty	under	see
tail	water	drink	green

❖ Make Sentence.

Sr. #	Words	Sentence
1.	monster	
2.	tail	
3.	chair	
4.	long	
5.	water	
6.	look	
7.	mango	
8.	sleep	
9.	wing	

Unit 3 Lesson 3**The Big Pancake**

❖ Learn the dictation words and practice on rough copy.

women	because	cross	back
big	run	swim	dear
cook	cow	crocodile	please
nice	eat	help	after
pancake	river	get	away

❖ Make Sentence.

Sr. #	Words	Sentence
1.	pancake	
2.	cow	
3.	help	
4.	eat	
5.	river	
6.	swim	
7.	cross	
8.	crocodile	
9.	please	

Unit 5 Lesson 3**Bob the fisherman**

❖ Learn the dictation words and practice on rough copy.

happy out sea catch turtle	boat down shark grey net	octopus hungry children today stop	push night family lovely fish
---	---	---	--

❖ Make Sentence.

Sr. #	Words	Sentence
1.	Happy	
2.	Boat	
3.	Lovely	
4.	Family	
5.	Stop	
6.	Catch	
7.	Help	
8.	Push	
9.	Fish	

C Circle the correct word for each picture.

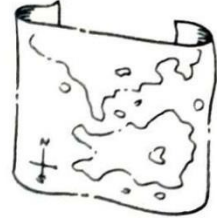
1. cup

cups




2. map

maps




3. bowl

bowls



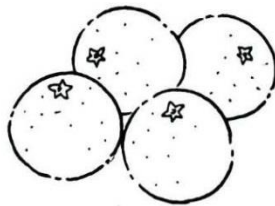
4. bat

bats




5. orange

oranges




6. drum

drums



7. crab

crabs



8. slide

slides




on on Under

Where is
the ant?




Look and tick (✓) the
correct preposition.



in
 on
 under




in
 on
 under



in
 on
 under



in
 on
 under




in
 on
 under




in
 on
 under



Circle the correct word for each image.



(in under)



(in under)



(in on)



(in on)

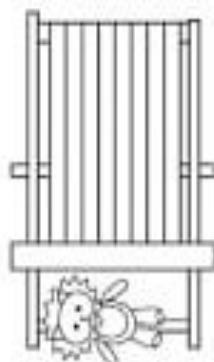
Write in , on, or under for each image.



.....



.....




.....




.....

Where is Fiddo the Frog?

Choose the correct prepositions for the pictures. Write them to complete the sentences.




Fiddo jumps _____ the log.



Fiddo is _____ the log.



Fiddo is _____ the log.



Fiddo is _____ the log.

over under behind on

Reading Comprehension

Read the short passage and answer the questions.

Football

Ali plays football. He loves football. Ali can run fast and throw far. He will ask Ahmad to play with him.



1. What does Ali play?

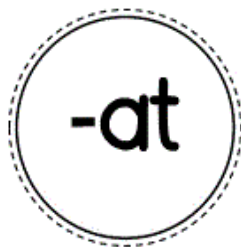
- games
- football
- soccer

2. What can Ali do?

- run fast
- jump high
- score

3. What will he do?

- wear a hat
- run fast
- ask Ahmad to play



Reading Comprehension

Read the story, then answer the questions.

The Fat Cat

Kat saw a cat. It was a fat cat.
The cat sat on a mat. Then Kat
saw Pat. Pat had a rat. Pat put a
hat on the rat. Look at that!



1. Kat saw a _____.
2. It was a _____ cat.
3. The _____ sat on a mat.
4. Pat had a _____.
5. _____ put a _____ on the rat.

-at

Cat Has a Hat

Nat has a big cat.
The cat has a big hat.
The cat is on a mat.
It is a big mat.
Nat likes the hat.
Nat likes the mat.
Nat likes the big cat.



1. Nat has a _____.

- dog
- rat
- cat

2. Where is the cat?

- in the tub
- on a mat
- on a bed

3. Nat's cat is _____.

- big
- little
- red

4. Who has a cat?

.....


COMPREHENSION

Read the passage 3 times and color the stars. Color the -en words. Answer the questions.

men ten hen den pen

Men And Hen

The men have ten hen.
The hen are not in the den.
The hen are in the pen.



1 The men have: hen ten pen

2 There are _____ hen:
 one
 three
 ten

3 The hen are in the:
 pen
 den
 ben

Last Eid


Last Eid, father gave me a teddy bear
I took care of him.

Last Eid, father gave me a bike.

I rode it.

Last Eid, father gave me a computer.

I played the games on it.



Colour the gifts that father gave you.



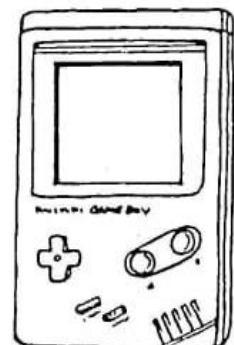
A doll or a teddy bear?



A bike or a car?



A game or a computer?



Name: _____

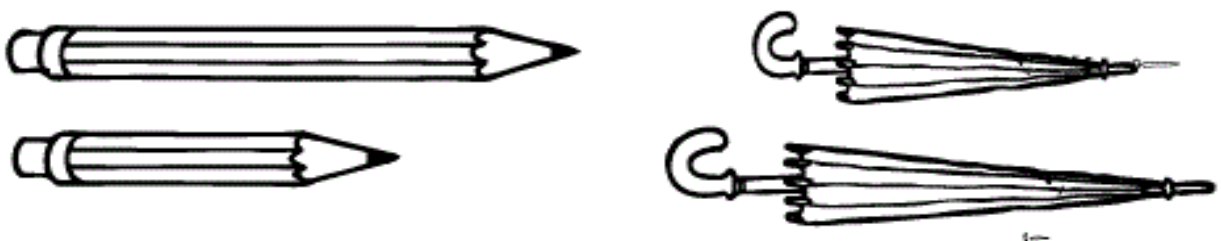
Subject: Maths

Comparing Length

1. Color the shorter object blue and the taller object red.



2. Color the shorter object yellow and the longer object green.



3. Color the higher object pink and the lower object orange.





Missing Numbers




Write the missing numbers below.

1	2			5		7	8		10
11			14		16			19	
	22			25			28		
31		33			36			39	40
		43		45		47			50
51			54				58		
		63			66			69	
	72		74		76				80
81			84			87		89	
		93		95			98		









How Many Marbles?

Count. Write how many in all.




56




D Write down the number of things in each picture.

1.



two trees

2.



flowers

3.




nets

4.



phones

5.




rulers

6.




pencils

7.



pillows

8.

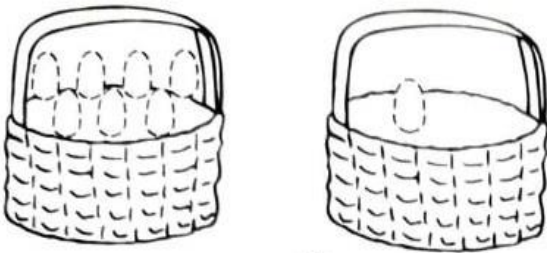


tables

Baskets of Eggs


Draw the eggs in each basket. Write how many in all.

A.




$$7 + 1 = \underline{8}$$

B.




$$3 + 6 = \underline{\quad}$$

C.




$$8 + 2 = \underline{\quad}$$

D.




$$4 + 3 = \underline{\quad}$$

E.




$$5 + 2 = \underline{\quad}$$

F.




$$4 + 5 = \underline{\quad}$$

G.




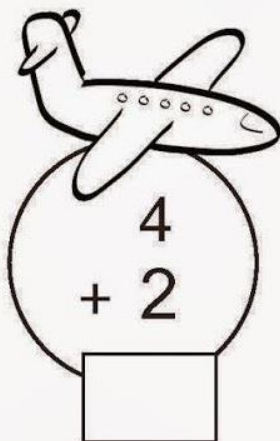


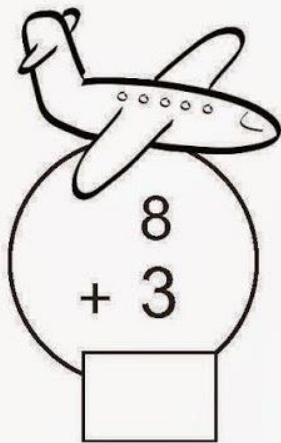



$$2 + 6 = \underline{\quad}$$

H.





$$5 + 5 = \underline{\quad}$$


ADDITION-WORKSHEET





Subtract the numbers in each bubble.


$$\begin{array}{r} 10 \\ - 1 \\ \hline \end{array}$$


$$\begin{array}{r} 3 \\ - 2 \\ \hline \end{array}$$


$$\begin{array}{r} 9 \\ - 4 \\ \hline \end{array}$$


$$\begin{array}{r} 7 \\ - 0 \\ \hline \end{array}$$


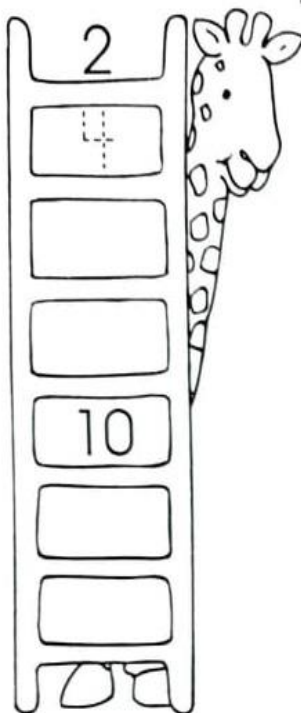
$$\begin{array}{r} 6 \\ - 4 \\ \hline \end{array}$$





Climb the Ladders

Count by twos, fives, or tens. Write the missing numbers.


A.



B.




C.



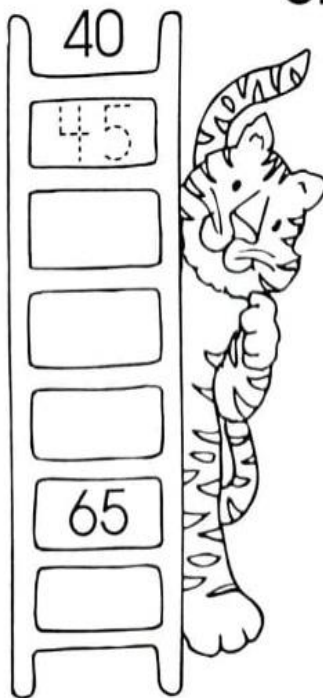
D.



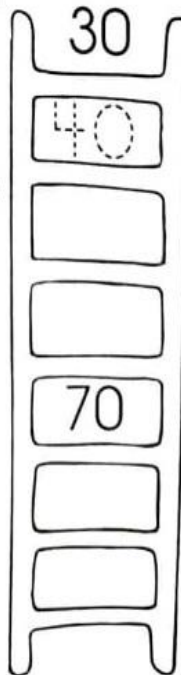
E.



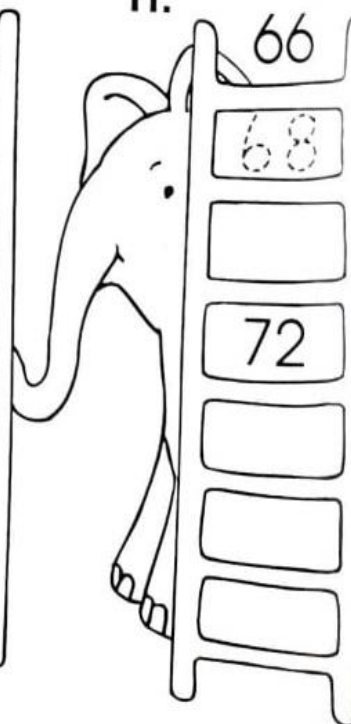
F.



G.




H.



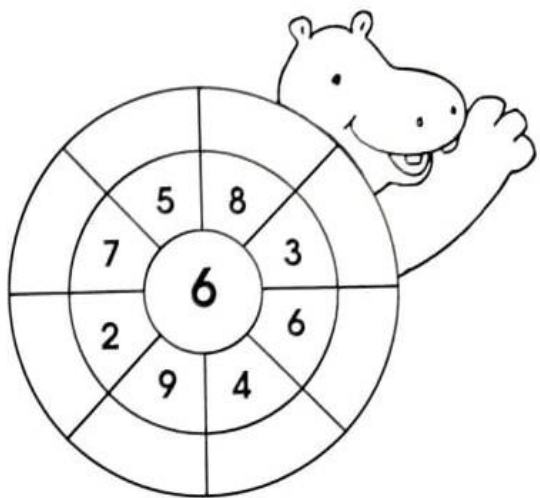
Addition Wheels

Add to complete the addition wheels.


A.



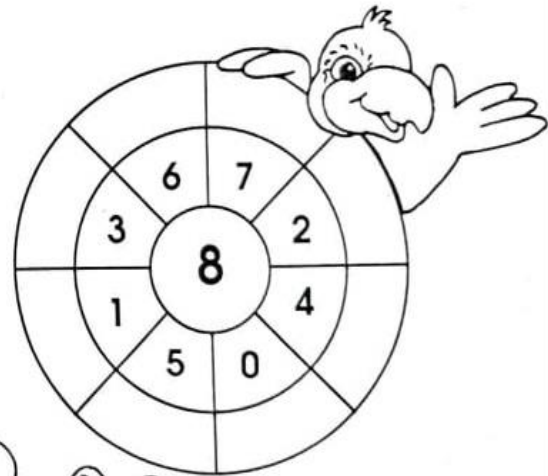
B.




C.



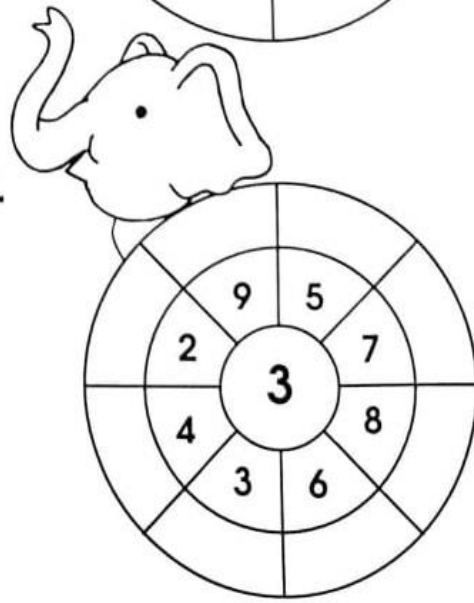
D.



E.




F.



Name: _____

Subject: Science

Parts of Plants



1. Color the roots brown.
2. Color the stem light green.
3. Color the leaves dark green.
4. Color the flower with the colors you like.


What do Plants Need?

Plants need lots of things to grow.

Plants need soil.

Plants need water.


Plants need the sun.



Colour the pictures to show what plants need to grow.




water




other plants



milk



sun



a flower pot




soil

My Body

Use these labels to name the parts of the body.

eye	foot	nose	knee	ankle
head	shoulder	neck	hand	
arm	mouth	elbow	leg	



My Five Senses

Draw lines between the pictures and the words that best go together.



Taste



Touch



See



Smell



Hear



Draw senses to complete the sentence.

5 Senses



I use my _____ to see.

I use my _____ to smell.

_____ are used to hear sounds.

My _____ can touch things.

I use my _____ to taste.

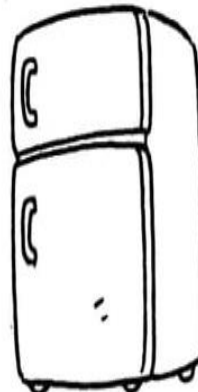
Circle and colour the items that you can find in the school field.



Plastic bottle



Paper




Fridge



Sweet wrapper



Cracker wrapper




Table



Plastic cup



Bed





Pencil





Tissue paper

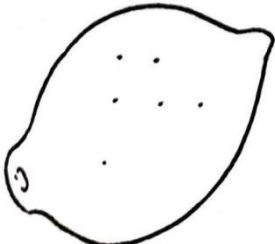
Circle the correct answer.

(a) Honey  is (sweet, sour).

(b) Pepper  is (bitter, spicy).

(c) Caramel  is (bitter, sweet).

(d) Salt  is (sour, salty).

(e) Lemon  is (spicy, sour).


Reading - Listening Comprehension

Listen to the poem "Hot", then colour the yes or no face to answer each statement.

Hot

The sun is hot.
The fire is hot.
An oven is hot.
But ice is not.

The soup is hot.
My tea is hot.
The kettle is hot.
The snow is not.



Hot

1. My tea is hot.



Yes



No

2. The ice is hot.



Yes



No

3. The sun is hot.




Yes



No

Colour all the animals that you can find in the garden.



Butterfly



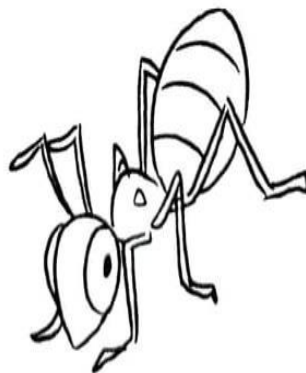
Bird



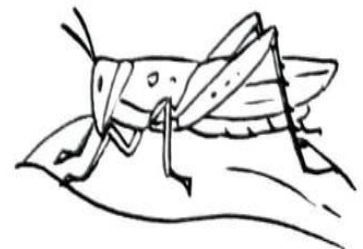
Bear



Lion




Ant



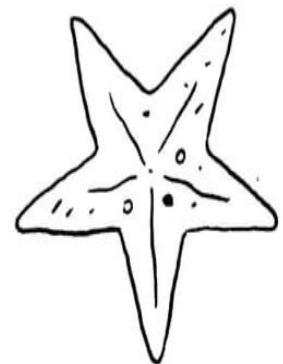
Grasshopper



Ladybug





Spider



Starfish

Color the animals that live in the ocean.



Science:

Unit # 1

The Human Body

About My Body:

Read aloud the difficult words:

brain , heart , skeleton , lungs , thoughts , kidney , human , breathe ,support

Fill in the blanks.

- _____ control our thoughts.
- _____ pumps blood in our body
- _____ support our body
- _____ help us to breathe

Answer key :

1. Brain (2) heart (3) skeleton (4) lungs

Senses

Read aloud difficult words:

taste , smell , touch , see , tongue , fingers , eyes

Choose the correct word from the box and complete the blank.

1. We have _____ senses.
2. We _____ with our tongue.
3. We _____ with our nose.

4. We _____ with our eyes.
5. We _____ with our fingers.

Answer key:

(1) five (2) taste (3) smell (4) see (5) touch

Staying Healthy

Read aloud difficult words:

sweet , drink , bed , clean , wash , unhealthy , fruit , teeth

Choose the correct word from the box.

clean , wash , unhealthy , fruit , teeth

1. Its healthy to eat lots of _____.
2. Its healthy to _____ hands.
3. We must keep our self _____.
4. Brush your _____ before going to bed.
5. Sweets, chips, drinks are _____ food.

Unit # 2

The Animal World

Answers the following questions:

Q1. Give three examples of land animals?

Answer:

- tiger
- dog
- horse

Q2. Give three examples of water animals?

Answer:

- fish
- octopus
- eel

Q3. Give three examples of animals fly in air?

Answer:

- buds
- bats
- butterfly

Q4. Give the fastest animal?

- Cheetah

Q5. Name the slowest animal?

- Tortoise

Q6. Name the parts that helps fish to swimming breathe?

Answer:

- gill
- fins and tail

Q7. Complete the blanks with the help of given word bank:


legs , fins , wings , feathers , whales

1. _____ help land animals to move.
2. _____ cannot breathe under water.
3. _____ help fish to swim.
4. _____ help air animals to take off, fly and land.
5. _____ help birds to keep warm.

Answer key:

(1) legs (2) whales (3) fins (4) wings (5) feathers

Q8. Label the following diagrams.



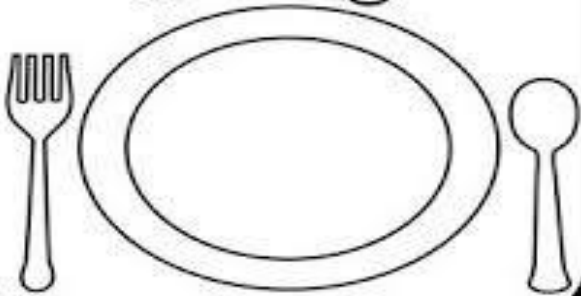
Name: _____

Subject: S.st




All About


f a v o r i t e
f o o d




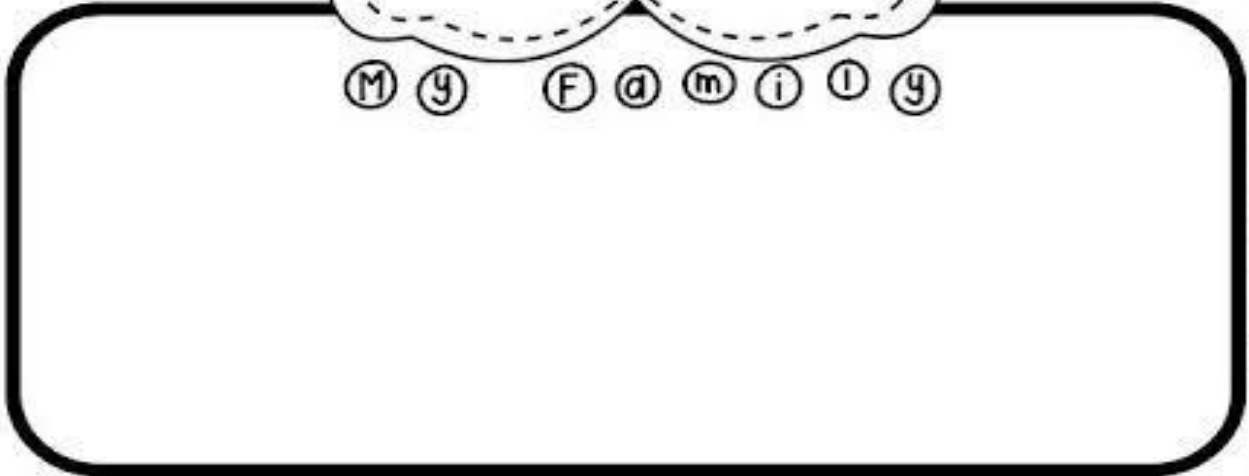
f a v o r i t e
c o l o r



self portrait




M y F a m i l y



MY FAMILY

Cut , match and paste. Colour father and mother .



father







brother

mother

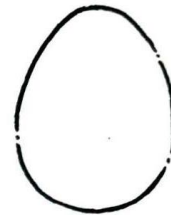
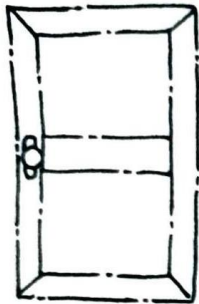
sister

CLOTHING : Look and Choose

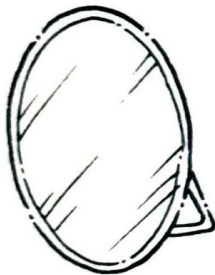
Circle the correct word under each picture.
Then write it in the blank. Colour.

 <p>shirt shop shoe</p> <p>shirt</p>	 <p>shop shoe show</p> <p>_____</p>	 <p>hat hand hen</p> <p>_____</p>
 <p>draw dress doll</p> <p>_____</p>	 <p>tree tall tie</p> <p>_____</p>	 <p>sun socks see</p> <p>_____</p>


D Draw a line to join each object to the word describing its shape.



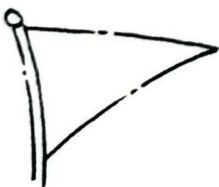
rectangle



square



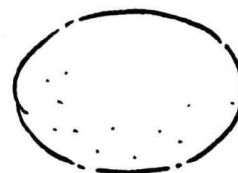


circle



oval



triangle



EMOTIONS

Draw the faces to express feelings written below.



I'm happy



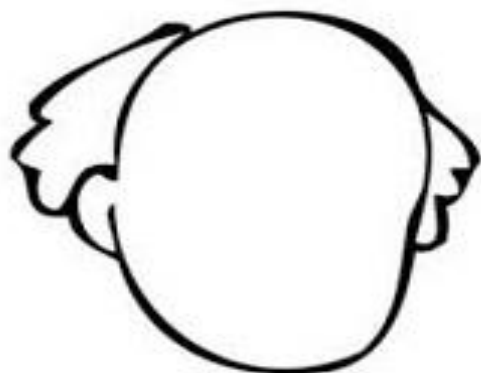
I'm sad




I'm sleepy



I'm afraid




I'm angry



I'm hot

PROFESSIONS


Write the profession (from the word bank) on the board and color the picture.



Word Bank:

Police officer, teacher, genitor, cook, firefighter, doctor

Label The Police Officer



hat

radio

belt

badge

Handcuffs

Let's Label The Firefighter!



boots

coat

helmet

pants

hydrant

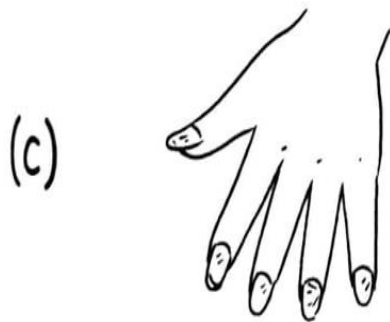
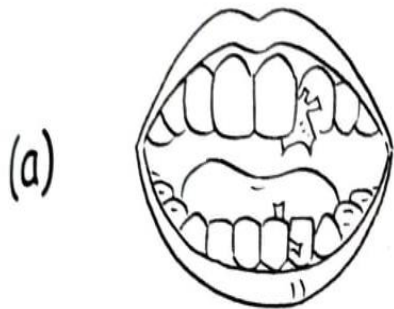
smile



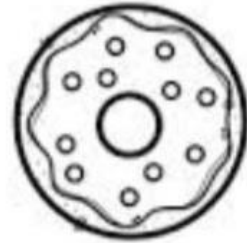
Color the items I might use.☺



How do you keep your body clean? Draw lines to match the correct answers.



Healthy or Not Healthy?



Cross out the unhealthy foods. Color the healthy foods.





Fruit or Not?

Word Sort

Directions: **Write** the food words into the correct box.

Fruit

Not Fruit



apple



cheese



grapes



milk



plum



pear



banana



corn



muffin

Unit # 1

Me & My Family

Read aloud the difficult words:

father , mother , brother , sister ,uncle ,
aunt , cousins , son , daughter , grand parents

Answer the following questions:

Q1. What is family?

- Family is group of people that live together.

Q2. What do family share?

- respect
- care and
- love

Q3. Family can be big or small?

- yes

Oral Quiz

Q1. What is your name?

Q2. What is your father name?

Q3. What is your mother name?

Q4. How old are you?

Q5. Where do you live?

Q6. What is your home phone number?

Q7. What is your home address?

Clean & Healthy

Complete the blanks with the help of given word bank.

light , warm , clothes , clean , tap

1. We must keep our self _____.
2. We wear _____ clothes in summer.
3. We wear _____ clothes in winter.
4. _____ protects our body.
5. Turn _____ off while brushing teeth.

Answer key :

(1) Clean (2) light (3) warm (4) clothes (5) tap

My Body

Q1. Name any three feelings?

- happy
- sad
- angry

Q2. Which body part is used for running?

- legs

Q3. Which body part is used for writing?

- fingers

Q4. Which body part is used for eating?

- hand

Food

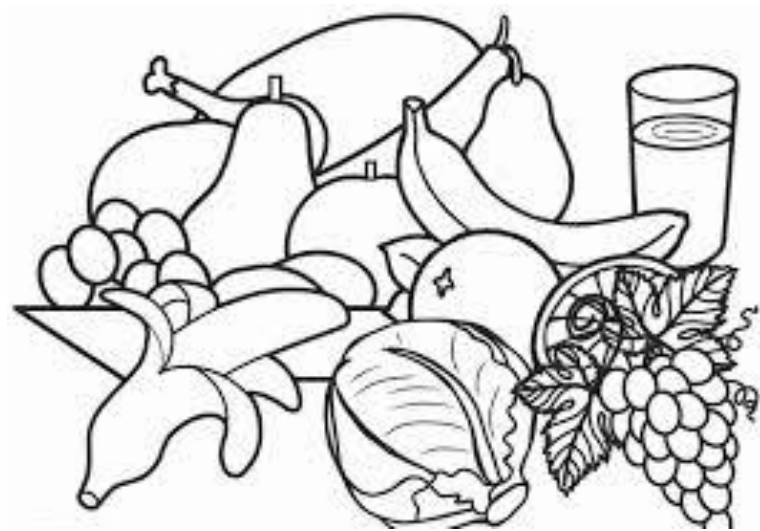
- **Mark “T” for true and “ F” for false statement.**

1	We eat food to make us strong and healthy.	
2	Healthy food does not help us to grow.	
3	Fruits and vegetables grow on plants.	
4	Fresh fruits and vegetables are good for us.	
5	Some foods come from animals.	
6	We make food from milk such as butter , cheese etc.	
7	Cake is a healthy food.	
8	Ice- cream is hot.	

Answer key:

(1) True	(2) false	(3) true	(4) true
(5) true	(6) true	(7) false	(8) false

- **Color some healthy foods.**



Computer



Learning the Parts of the Computer

Directions: Draw a line from the term to the correct picture.


Mouse



Keyboard



Speakers



CPU



Printer



Monitor



Q1: Match the term to the correct picture.

MOUSE

CPU

MONITOR

KEYBOARD



Q2: Identify and Color the following:

1. MOUSE



2. MONITOR

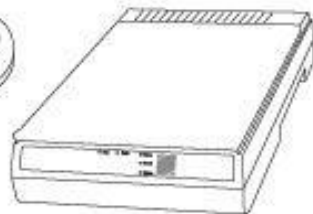


Word Search Puzzle **Computer Parts**

A	P	E	N	D	R	I	V	E	L
H	A	R	D	D	I	S	K	A	L
L	F	I	N	D	O	C	U	M	A
F	L	O	P	P	Y	A	T	O	P
W	H	A	M	R	O	N	U	U	T
T	I	S	M	I	G	N	T	S	O
I	S	S	N	N	A	E	C	E	P
M	O	N	I	T	O	R	E	P	I
C	A	B	L	E	N	H	T	E	T
D	C	O	M	R	A	M	P	L	E



Pendrive



Scanner



Monitor



Cable



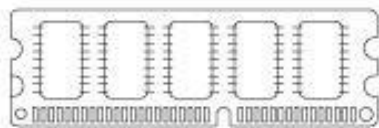
Mouse



Laptop



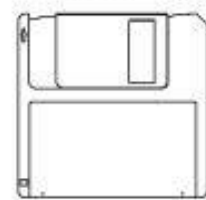
Printer



RAM



Hard Disk



Floppy

❖ **Label and color the basic parts of computer.**



Chapter # 1 : “know your computer”

Read out difficult words.

Machine	Man-Made
Things	Television
Cartoons	Refrigerator
Phone	People
Washing	Electronic
Natural	Rivers
Mountains	Animals
Nature	Stars

Chapter # 2: “Parts of computer”

Read out difficult words.

Brain	Pick
Different	Parts
Unit	Keyboard
Monitor	Pictures
Mouse	Alphabets
Buttons	Numbers
Keys	Screen
Central	Processing

Chapter # 3 “Keyboard”

Read out difficult words.

Keyboard	Pressing
Helps	Write
Typing	Words
Sentences	Colored
CAPS LOCK	ENTER
SPACE BAR	Capital
BACK SPACE	Letters
Erase	Start

Name: _____

Subject: Urdu

سبق نمبر 1
حمد

❖ مشکل الفاظ کو یاد کر کے رف کاپی پر لکھنے کی مشق کریں۔

چائے	اشارہ	کتنا	اللہ	پیار
زمین	خود	نہیں	پھول	حمد
چاند	شمار	ستارے	رنگ	نظارہ

❖ درج ذیل الفاظ کے توڑ لکھیے۔

توڑ	جوڑ
	خود
	اشارہ
	حمد
	زمین
	چاند

❖ درج ذیل الفاظ کے جملے لکھیے۔

جملے	الفاظ
	پھول
	کتاب
	درخت
	دنیا
	کام

سبق نمبر 2

نعت

❖ مشکل الفاظ کو یاد کر کے رف کاپی پر لکھنے کی مشق کریں۔

محنت	آسان	فرض
ذات	کام	ہمارے
نام	نعت	اعلیٰ
بات	رہنما	اچھا
آب	بادل	بھلائی

❖ درج ذیل الفاظ کے جوڑ کے توڑ لکھیے

توڑ	جوڑ
	کام
	ساری
	بات
	ہمارے
	بھلائی

سبق نمبر 3

دیس ہمارا

❖ مشکل الفاظ کو یاد کر کے رف کاپی پر لکھنے کی مشق کریں۔

دیس	تارا	ہمارا	شان
آنکھوں	اپنا	ہم	آزادی
ایمان	سب	قربان	آن

❖ درج ذیل جوڑ کے توڑ لکھیے۔

جوڑ	توڑ
سب	
تارا	
شان	
پیارا	
دیس	

❖ درج ذیل توڑ کے جوڑ لکھیے۔

ہ-م	
س-ب	
ا-پ-ن-ا	
ق-ر-ب-ا-ن	
آ-ن-کھ-و-ں	

علم حاصل کرو

سبق نمبر 4:

❖ مشکل الفاظ کو یاد کر کے رف کاپی پر لکھنے کی مشق کریں۔

دعائیں	اچھی	ہم	نبی
میرا	حاصل	عورت	علم
حضرت	بہت	آسان	راستہ

❖ درج ذیل الفاظ کے توڑ لکھیے۔

	نبی
	علم
	فرض
	جماعت
	حاصل

❖ درج ذیل الفاظ کے جوڑ لکھیے۔

	م۔ر۔د
	ر۔ا۔س۔ت۔ے
	آ۔س۔ا۔ن
	چ۔ل۔ت۔ا
	ب۔ا۔ت۔ے۔ں

درج ذیل الفاظ کے جملے لکھیے۔

سبق نمبر 3

جملے	الفاظ
	پرچم
	درخت
	دیس
	اچھا
	، کتاب

سبق نمبر 4

جملے	الفاظ
	پیارا
	راستہ
	علم
	عزت
	، گھر

ورک شیٹ

ہے، ہوں اور ہیں کا استعمال

سرگرمی نمبر 1: درج ذیل جملوں میں ہے، ہیں اور ہوں کا استعمال کیجیے۔

1. ساری دنیا اللہ تعالیٰ نے پیدا کی۔
2. ہم سکول جاتے۔
3. پانی بھی اللہ تعالیٰ کی ایک نعمت۔
4. ہم سب اپنے وطن سے بہت محبت کرتے۔
5. میں ایک لڑکا۔
6. آج سا لگرہ کا دن۔
7. ہم مسلمان۔
8. میں شوق سے دودھ پیتی۔
9. صفائی نصف ایمان۔
10. ہمارے ملک میں چار موسم۔

آسکول چلیں



تفہیم:

"احمد اور زار نے امی کو خدا حافظ کہا۔ احمد اور زار اسکول جا رہے ہیں۔ احمد نے جماعت میں داخل ہونے سے پہلے اجازت لی۔ زار نے اپنی دوست آمنہ کو سلام کیا۔ مس ندانے زار کو انعام دیا۔ زار نے ان کا شکریہ ادا کیا۔"

1- زارا اور احمد نے کس کو خدا حافظ کہا؟

2- احمد اور زارا کہاں جا رہے ہیں؟

3- احمد اور زارا نے جماعت میں داخل ہونے سے پہلے کیا کیا؟

4- زارا نے کس کو سلام کیا؟

5- زارا نے کس کا شکریہ ادا کیا؟

سوال نمبر 1: بے ترتیب جملوں کو ترتیب دے کر لکھیں۔

1- چھٹی۔ کی۔ اسکول۔ کل۔ ہے۔

2- دے رہا۔ پانی۔ پودوں۔ مانی۔ کو۔ ہے۔

3- موسم۔ ہے۔ برسات۔ آج۔ کا

4- لڑکا۔ ذہین۔ احمد۔ ہے۔

5- خطرناک۔ شیر۔ ہے۔ جانور

Name: _____

Subject: Islamiat

❖ مشکل الفاظ پڑھیں اور رُف کا پی پر لکھیں۔

زمین	شریک
پھول	پیدا
آنکھیں	اکیلا
مہربان	عبادت
رحم	لائق

❖ "کھانا شروع کرنے کی دعا" یاد کریں

ایمانیات و عبادات (اللہ تعالیٰ پر ایمان)

دوسرا باب

❖ مشکل الفاظ پڑھیں اور رُف کا پی پر لکھیں۔

آسمان	شریک
پھول	پیدا
آنکھیں	اکیلا
سونگھنے	عبادت
ذائقہ	لائق

❖ حفظ قرآن "سورۃ الفاتحہ یاد کریں۔

گروپ 2

❖ مشکل الفاظ پڑھیں اور رُف کاپی پر لکھیں۔

اللہ تعالیٰ	دعائیں
پیار	خیال
مہربان	محبت
رحم	احکام
ضرورت	عمل

❖ کھانا شروع کرنے کی دعایا د کریں۔

گروپ 3

سیدھی	قرآن شریف
رسول	مسلمان
حضرت محمد ﷺ	ایمان
دنیا	نبی
رحمت	آخری

❖ کھانا کھانے کے بعد کی دعایا د کریں۔

گروپ 4

❖ مشکل الفاظ پڑھیں اور رُف کا پی پر لکھیں۔

بھلائی	زندگی
تکلیف	نمونہ
ماں جایا	بچپن
استاد	سچ
عزت	صاف ستھرا

"اچھی باتیں یاد رکھیں"

❖ سلام میں پہل کریں۔

❖ کھانا کھانے سے پہلے بسم اللہ پڑھیں۔

❖ کھانا دائیں ہاتھ سے کھائیں۔

❖ ارد گرد کے ماحول کو صاف رکھیں۔

❖ بڑوں کا ادب کریں۔